

Regional Impact District 6-0

**Les Toaso
District Executive**

Bucks, Chester, Delaware, Montgomery and Philadelphia Counties

Regional Needs



US 1 Wayne Ave. Viaduct, Phila.



County Line Rd., Montgomery Co.-Bucks Co.



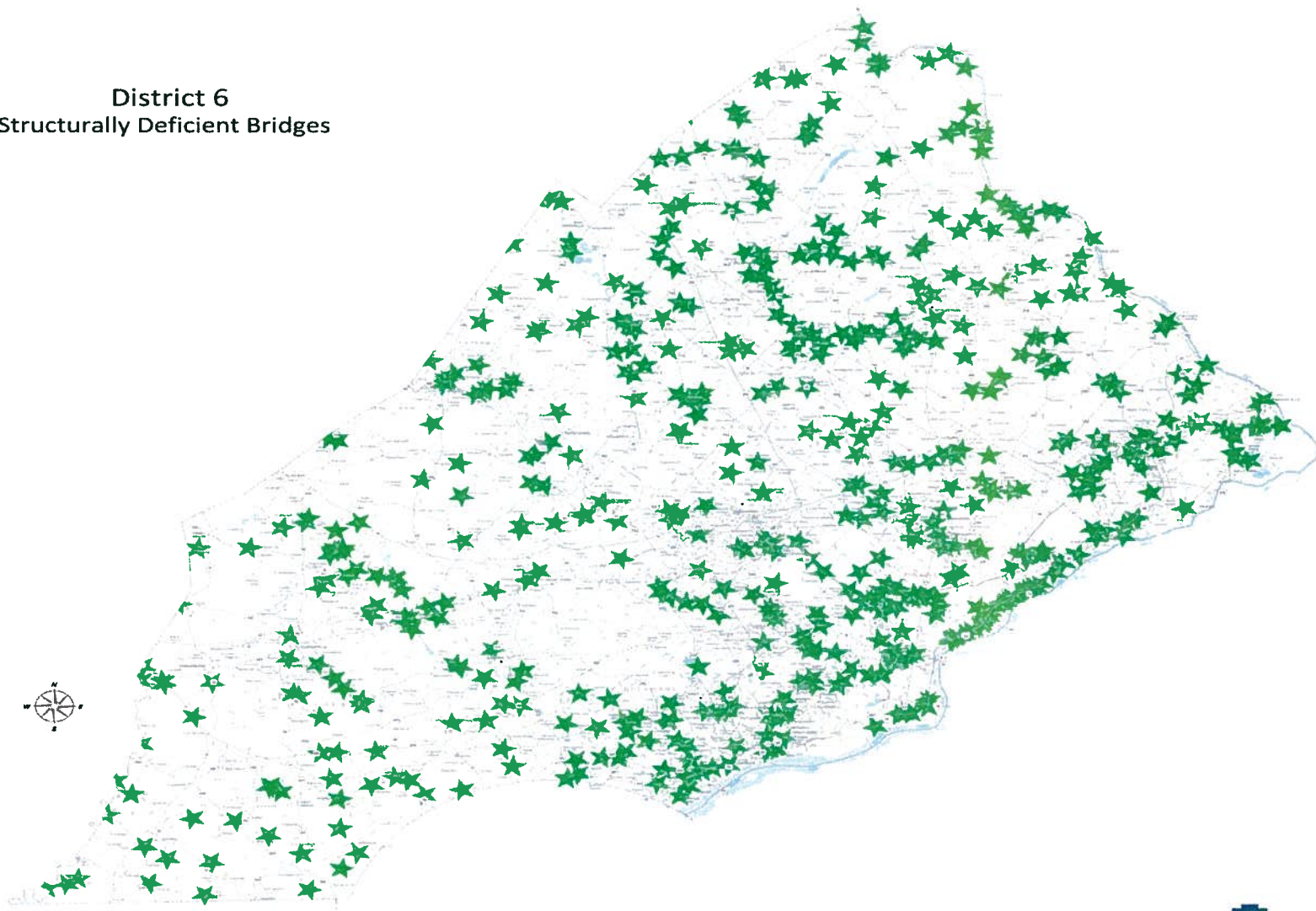
18th St Bridge Over I-676, Phila.



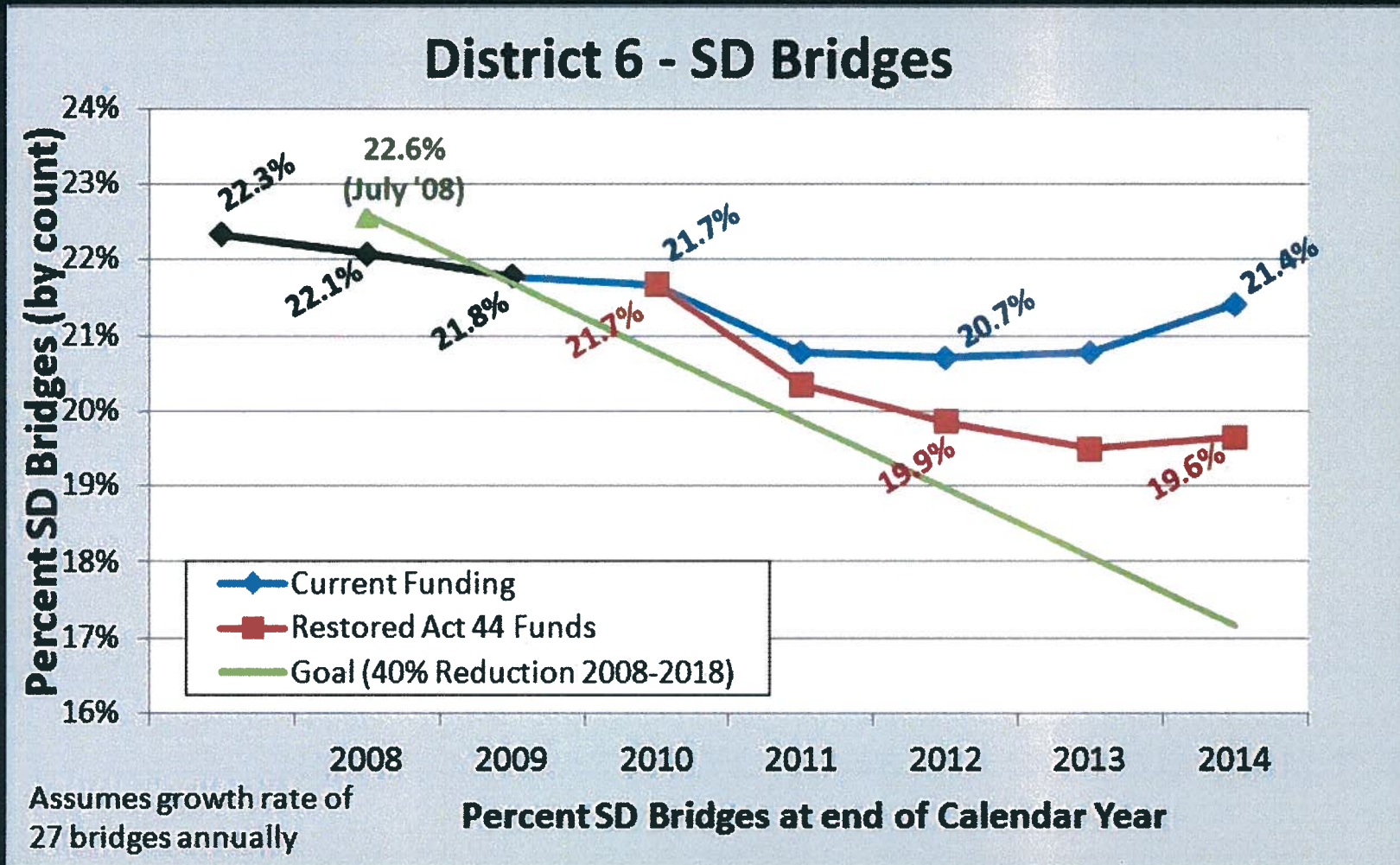
Holmes Ave. Bridge
Over Route 1, Phila.

596 Structurally Deficient Bridges

District 6
Structurally Deficient Bridges



Fixing SD Bridges

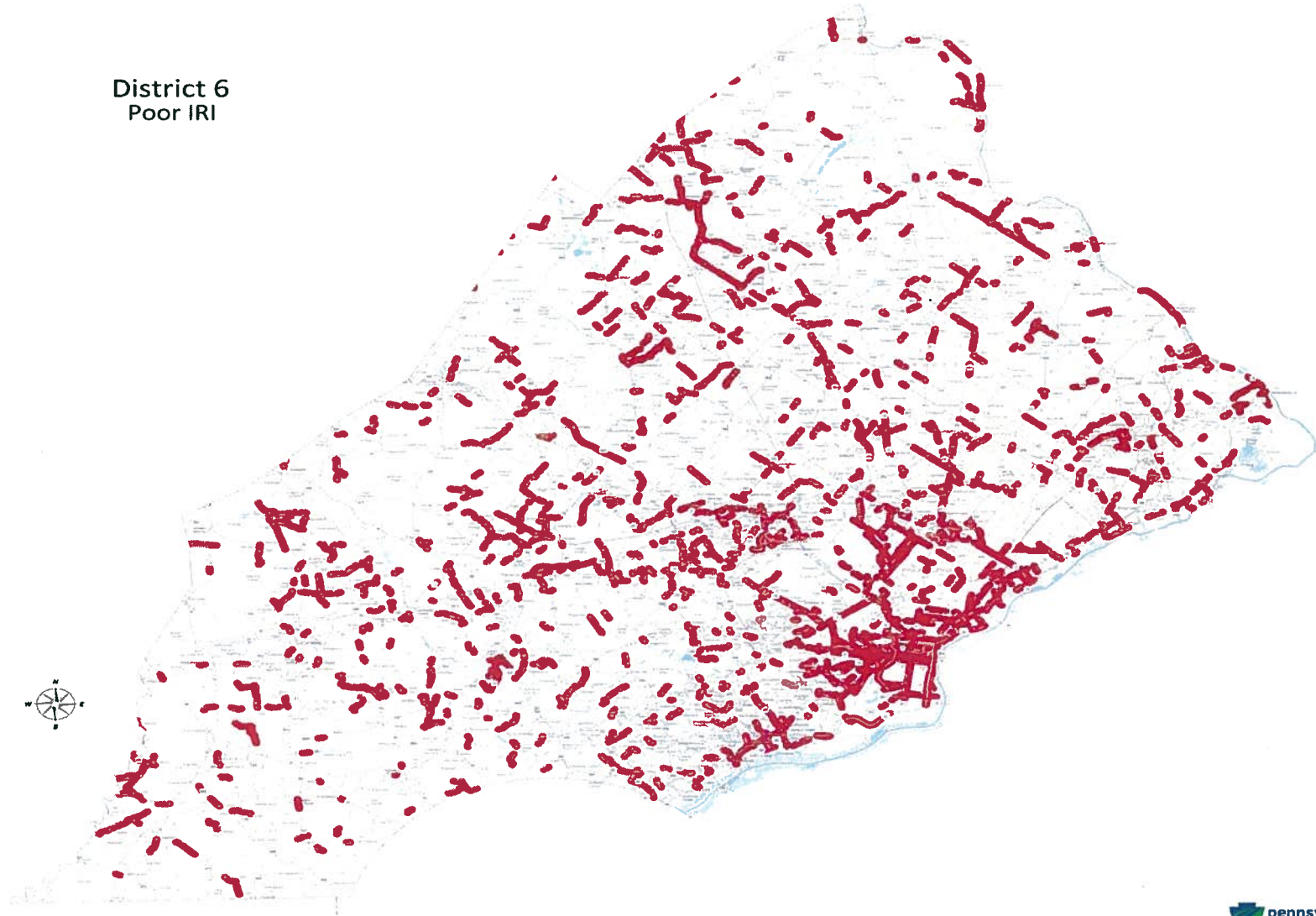


4 Years of Progress in Bridge Conditions

Dates	SD Bridge Deck Area	Percentage of SD Area
July 2006	5,920,000 sq ft	23.95%
May 2010	4,694,021 sq ft	18.40%
Difference	-1,225,979 sq ft	-5.55%

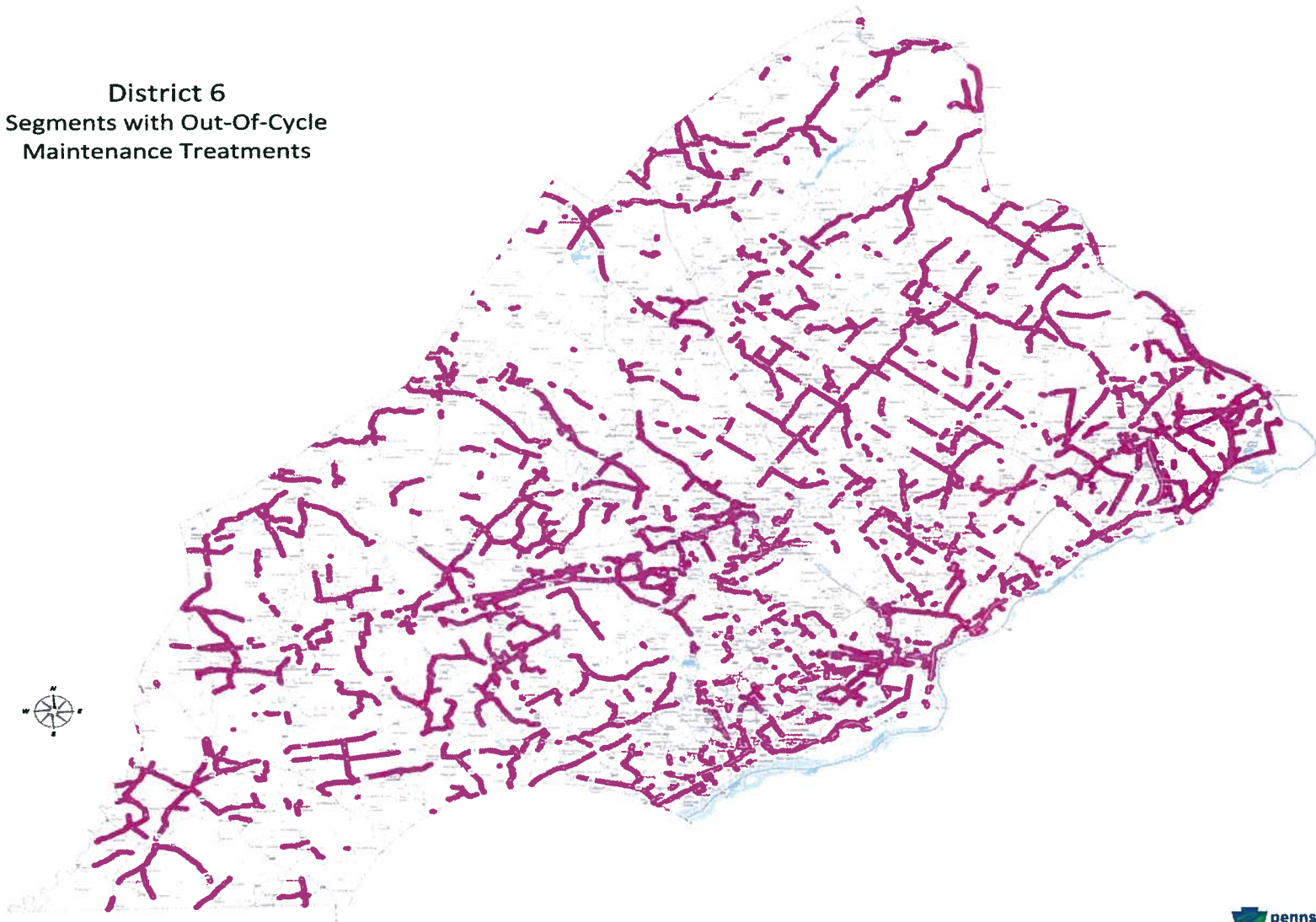
770 miles of poor IRI

District 6
Poor IRI



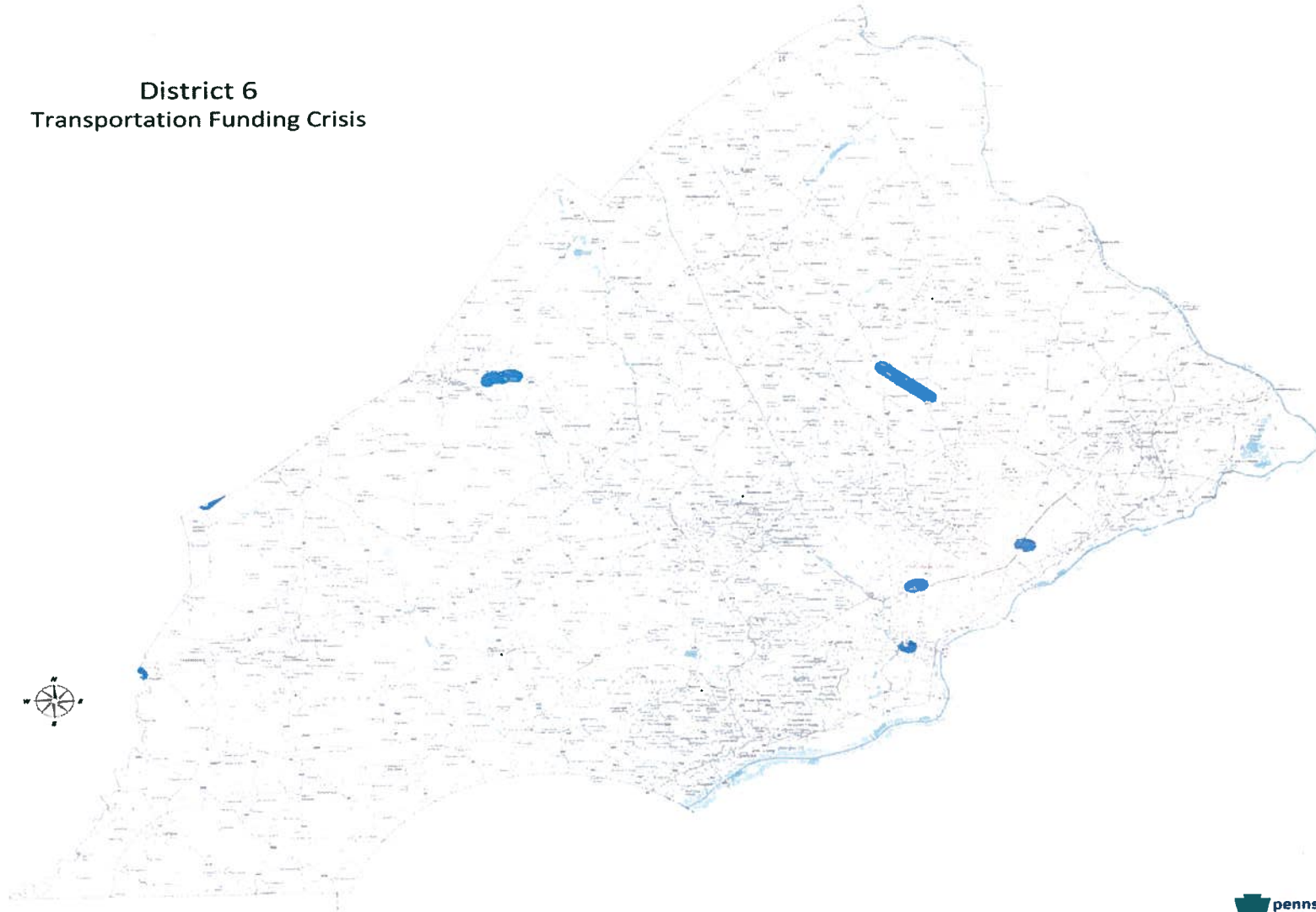
1,233 Pavement Miles Out of Cycle

District 6
Segments with Out-Of-Cycle
Maintenance Treatments



6 Unfunded projects = \$226M

District 6
Transportation Funding Crisis



Highway Projects in the Philadelphia Region Affected by I-80 Tolling Decision

- All with Regional Significance
 - Arterial Roadways and Structurally Deficient Bridges
- 6 Projects Directly Affected
 - Annual Loss of \$57,000,000
 - Total Construction Estimate of \$226,435,000
- Expanded List of Deferred Projects from DVRPC
 - 33 Projects worth \$1.5 Billion

Benjamin Franklin Parkway and Local Streets over I-676

Bridge Type: ***Prestressed Adjacent Non-Composite Box Beam***

Condition: ***Structurally Deficient***

Length: ***97 ft***



Traffic: ***57,000 vehicles per day carried, 134,000 below***

Scope of Work: ***Superstructure Replacements (5)***

Construction Estimate: ***\$81,000,000 (Combined 2 Projects)***





US 1: Wayne Avenue Viaduct over SEPTA and Local Streets



Condition: **Structurally Deficient**
Length: **2,589 ft**
Traffic: **120,000 vehicles per day**
Scope of Work: **Rehabilitation**
Construction Estimate: **\$50,000,000**

US 422: Park Drive to Porter Road and Norfolk Southern



Pavement Condition: **Poor: 141 IRI**
Length: **1.75 miles**
Traffic: **24,200 vehicles per day**
Scope of Work: **Pavement and Bridge (5) Reconstruction**
Construction Estimate: **\$75,435,000**

Holme Avenue Bridges over Roosevelt Boulevard

Bridge Type: ***Prestressed Adjacent Non-Composite Box Beam***



Condition: ***Structurally Deficient***

Length: ***110 ft***

Traffic: ***23,000 vehicles per day carried, 67,000 below***

Scope of Work: ***Reconstruction***

Construction Estimate: ***\$10,000,000***



County Line Road from Kulp Road to PA 611

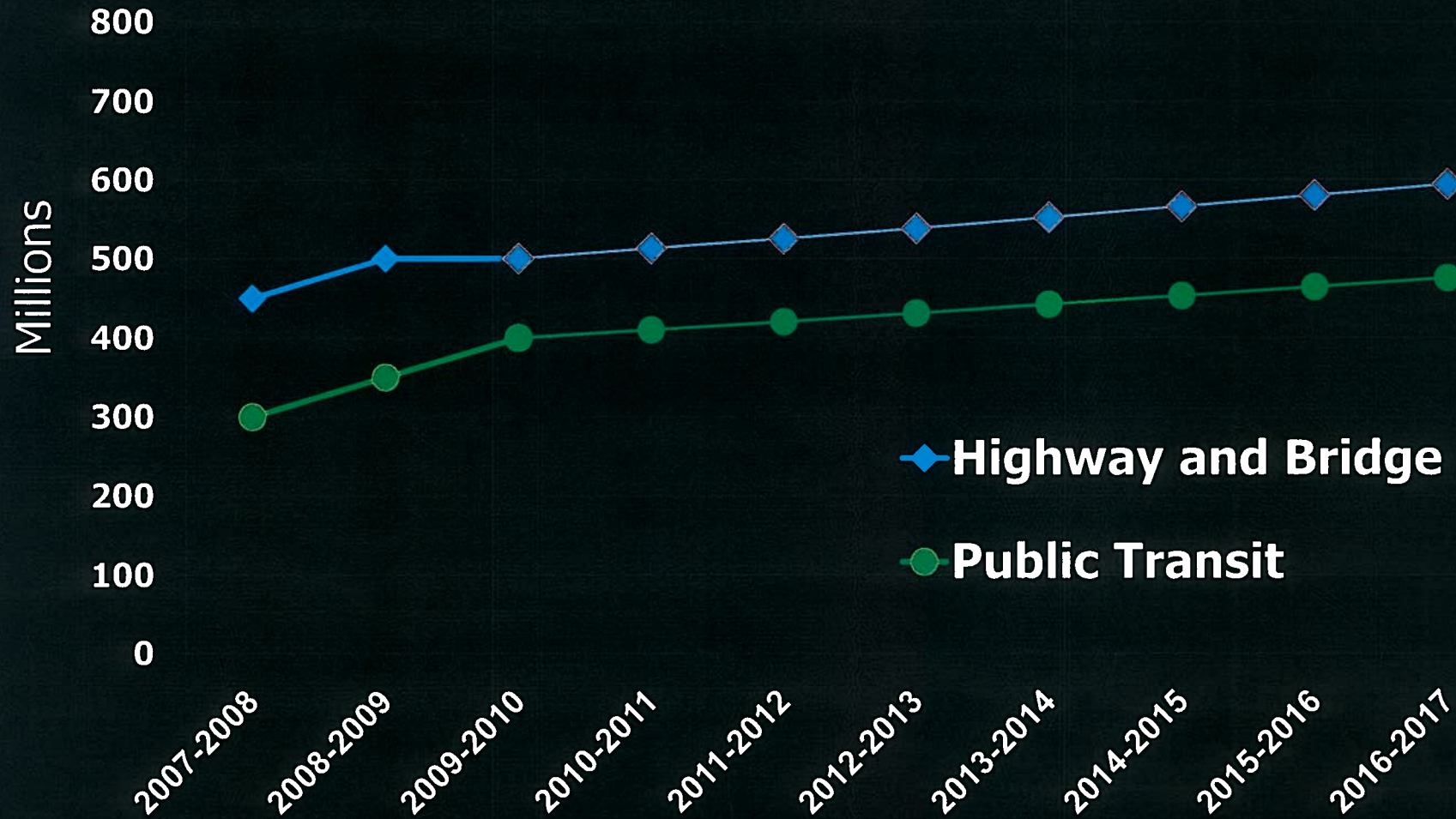


Pavement Age: **10+ years**
Length: **3.4 miles**
Traffic: **15,000 vehicles per day**
Scope of Work: **Pavement Reconstruction**
Construction Estimate: **\$10,000,000**

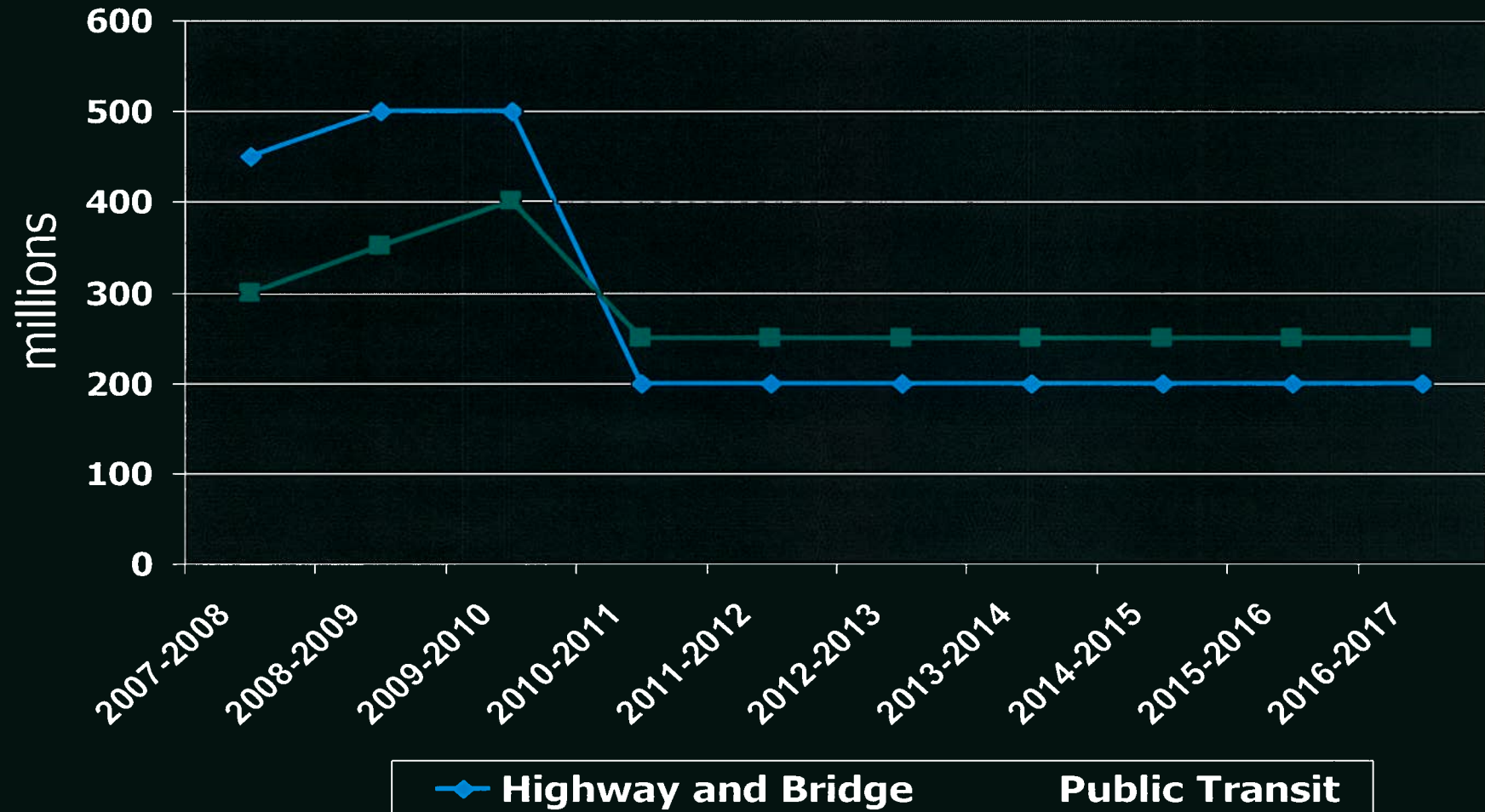
Transit Agencies

Transit Agency	Annual Riders	2008-2009 State Operating Assistance
Southeastern Pennsylvania Transportation Authority (SEPTA)	329 Million	\$517 Million
Pottstown Urban Transit	246,000	\$939,000

Act 44 Funding



Act 44 Funding without I-80 Tolls




Annual Funding Shortfall

Bridge & Pavement Needs

Estimated Regional Need	\$829M
<u>Current Funding Level</u>	<u>\$474M</u>
Shortfall	\$355M

5,646 Structurally Deficient Bridges



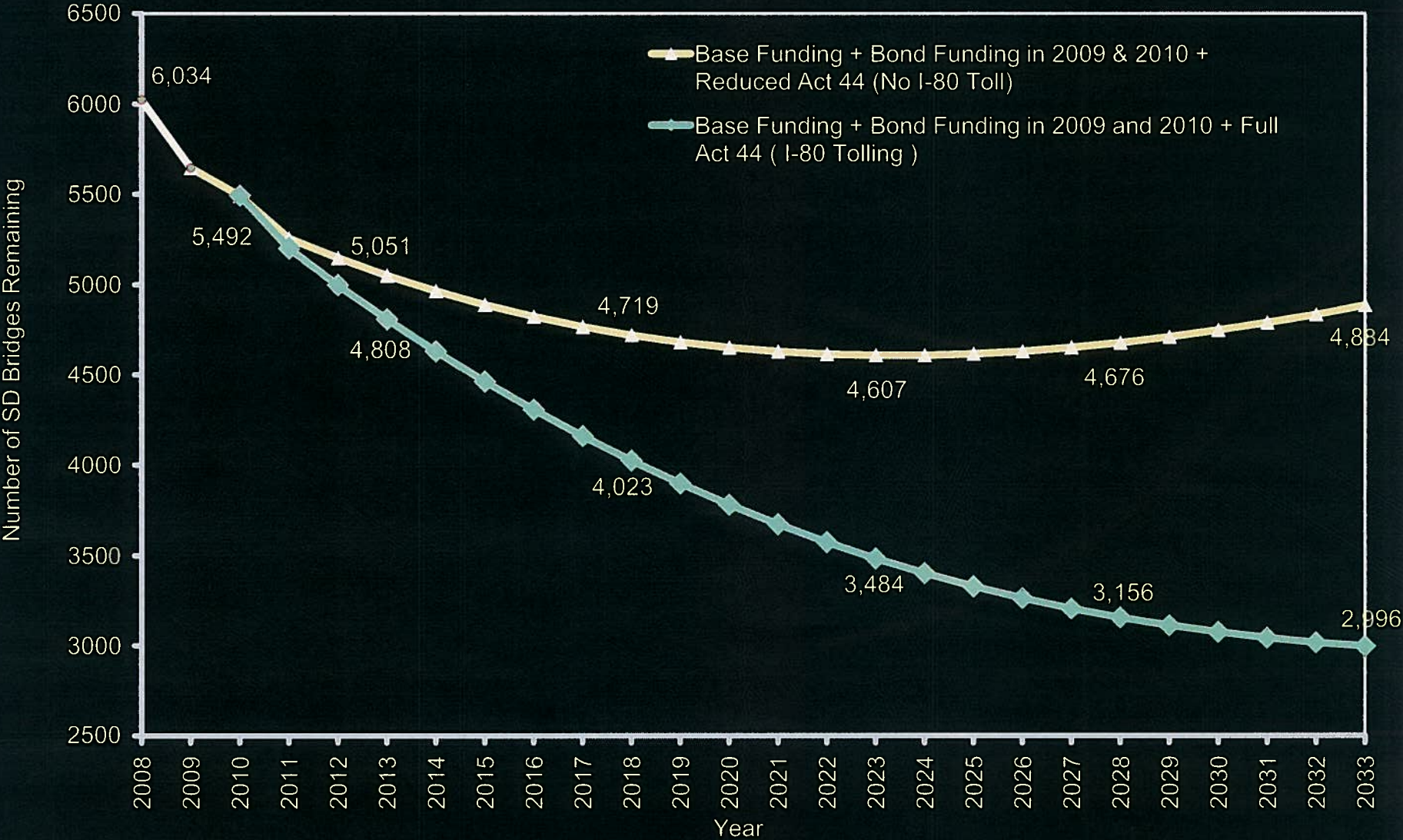
Structurally Deficient Bridges

SD Bridges by Bridge Count


PennDOT Bridges 8' or greater



Accelerated Bridge Program Impact of Reduced Act 44 Funding on SD Bridges



7,033 miles of poor roads



Transportation Funding and Reform Commission



Bridges

- 5,913 structurally deficient bridges
- Highest number of any state
- Average age 50 years
- \$8 billion backlog

Need: \$230 million



Roads

- 8,528 miles in poor condition
- Backlog of safety & congestion needs
- 36% construction cost increase last 2 years

Need: \$735 million



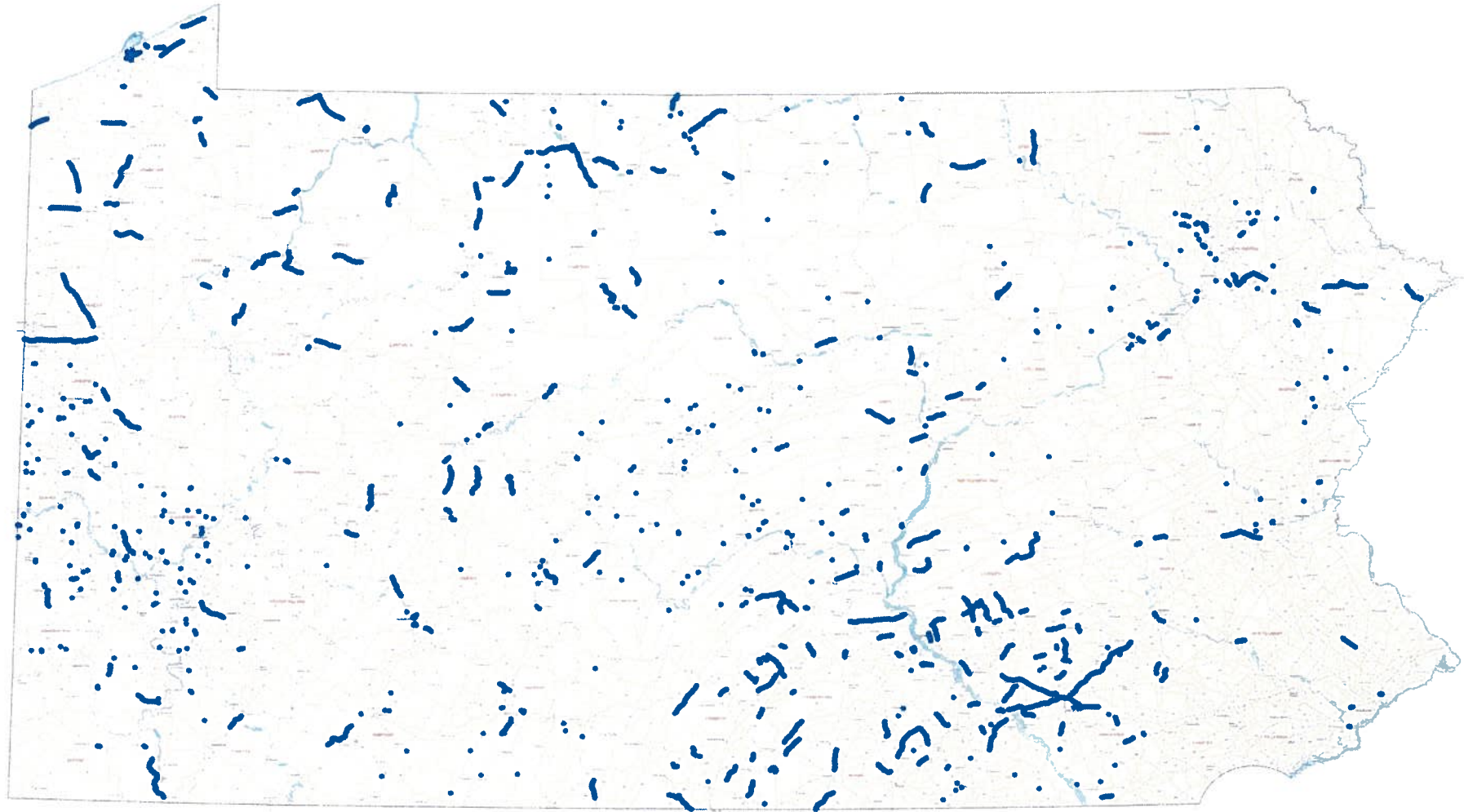
Transit

- Looming 25% service cuts over 5 years
- 100 million fewer rides
- Loss of access to jobs, medical service and schools

Need: \$760 million

Total Commission Recommendation: \$1.725 billion

441 Unfunded highway and bridge projects






PENNSYLVANIA STATE
TRANSPORTATION ADVISORY COMMITTEE

TRANSPORTATION FUNDING STUDY

FINAL REPORT



MAY 2010

Combined Unmet Needs

	2010 Need (Millions)
Highway & Bridge	\$2,576
Public Transportation	\$484
Local Government	\$432
TOTAL	\$3,492

Source: Transportation Advisory Committee May 2010 Report

Recommendations – Near-Term Need

**Generate new revenue to stabilize
Pennsylvania's transportation system**

- \$500 million funding gap
- Begin a phased, long-term strategy

Recommendations – Longer-Term Need

- **Establish a new transportation funding framework to ensure sustainable mobility.**
- **Predictable and sustainable**
- **Major elements:**
 - More direct User Pay system – VMT Fee
 - Tolling Options
 - Public-Private Partnerships
 - Strategic Borrowing
 - Local Option Taxes



Transportation Funding Crisis



more details available at our new web page

www.fundPAtransportationnow.com