

Transportation Funding

Report of the State Transportation Advisory Committee

Louis Schultz, Chairman

May 27, 2010

Presentation Overview

1. Introduction/Purpose
2. Current Funding for Highways & Transit
3. Needs Analysis
4. Potential Funding Mechanisms
5. Recommendations



PENNSYLVANIA STATE
TRANSPORTATION ADVISORY COMMITTEE

TRANSPORTATION FUNDING STUDY

FINAL REPORT



MAY 2010



Pennsylvania State
Transportation Advisory Committee

.....
Transportation
Funding

Introduction/Purpose



Introduction/Purpose

- 1. Transportation critical to mobility, economy, quality of life**
- 2. Increasing volatility and uncertainty**
 - Revenues
 - Maintenance & Operations
- 3. Purpose**
 - Quantify the impact of the problem
 - Offer findings & recommendations
- 4. Update from Transportation Funding & Reform Commission**



Current Funding for Highways & Transit



Funding for Highways & Transit

- **Uncertainty of Act 44**
 - Federal decision on I-80 tolling
 - Loss of \$472 million
- **Impact of current economic conditions**
- **Long-term viability of current funding sources**



Federal Funding Issues

1. Long-term solvency of Highway Trust Fund

- 3 transfers from General Fund over past 3 years
- Federal gas tax last increased in 1993

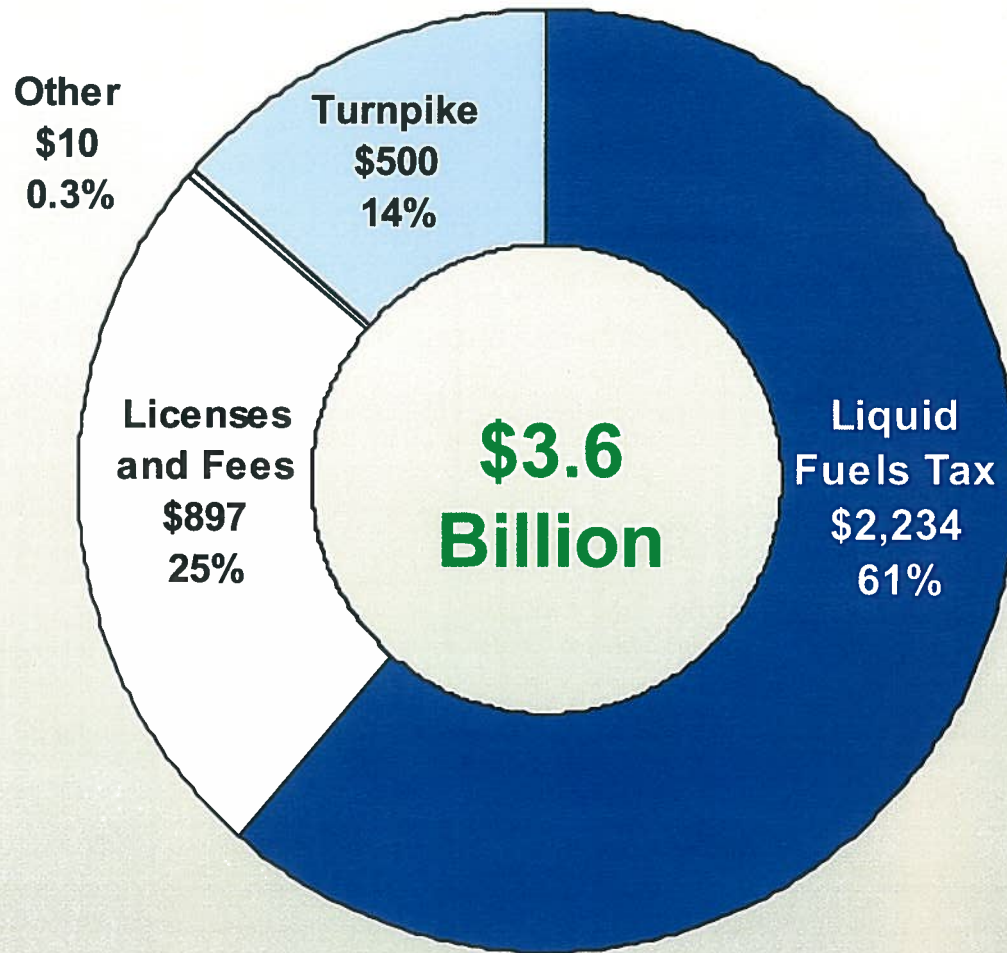
2. Reauthorization of SAFETEA-LU

- Short-term extensions to December 31, 2010

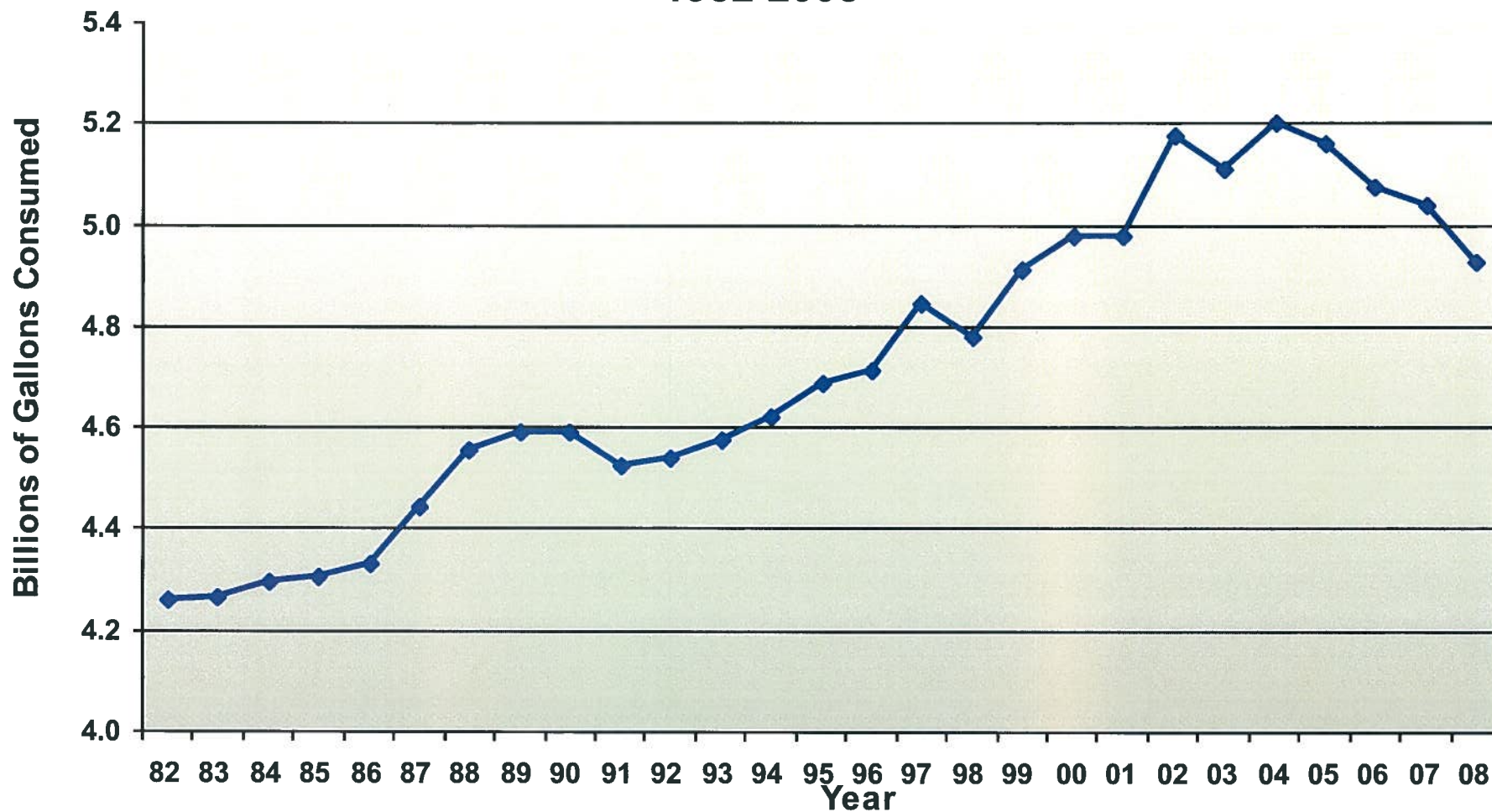


FY 2008-09 Motor License Fund Revenues

(\$ in millions)



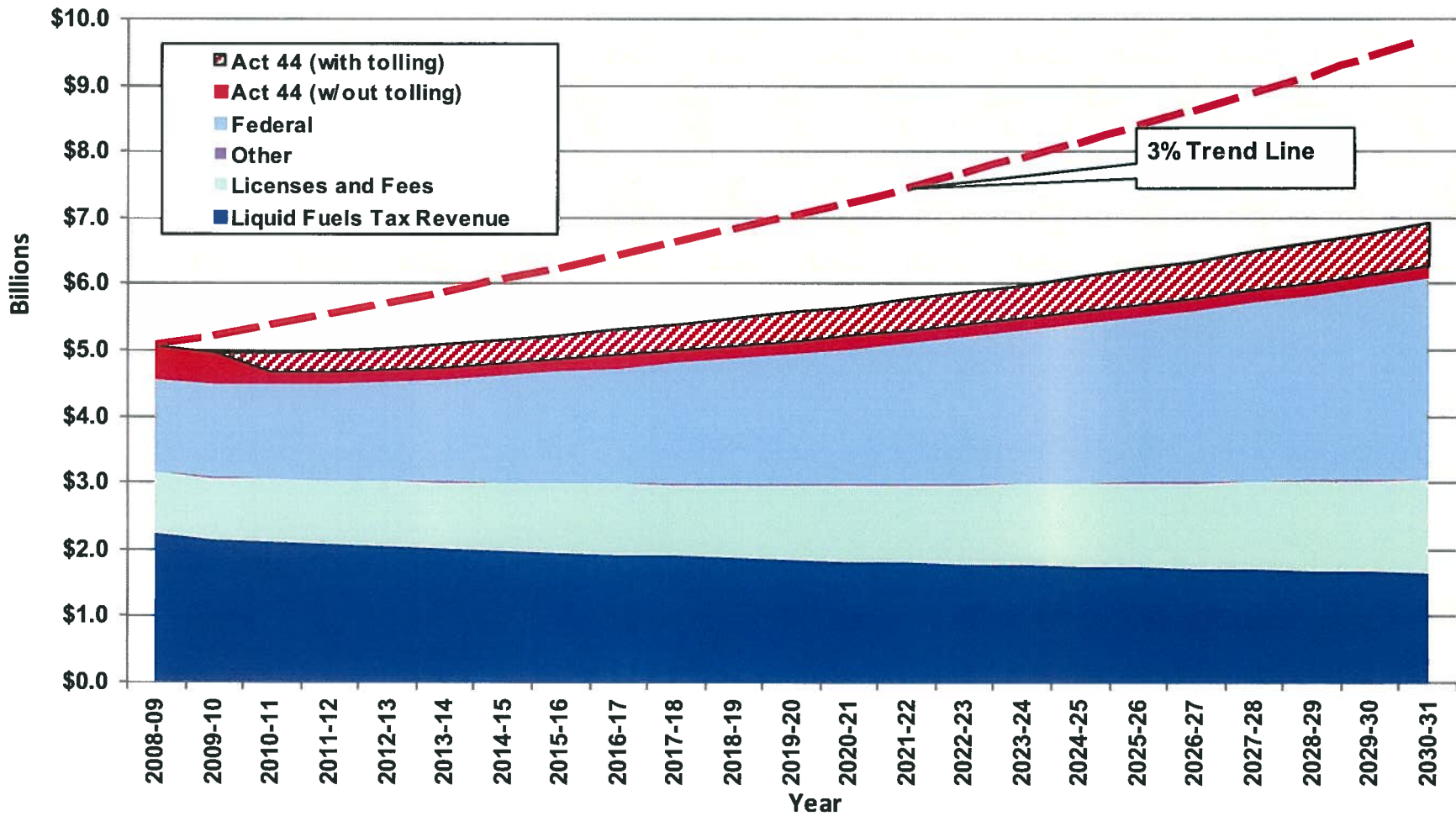
Pennsylvania Statewide Gasoline Consumption 1982-2008



Pennsylvania State
Transportation Advisory Committee

Transportation
Funding











Pennsylvania Highway Revenue Projections 2008-30



Pennsylvania State
Transportation Advisory Committee

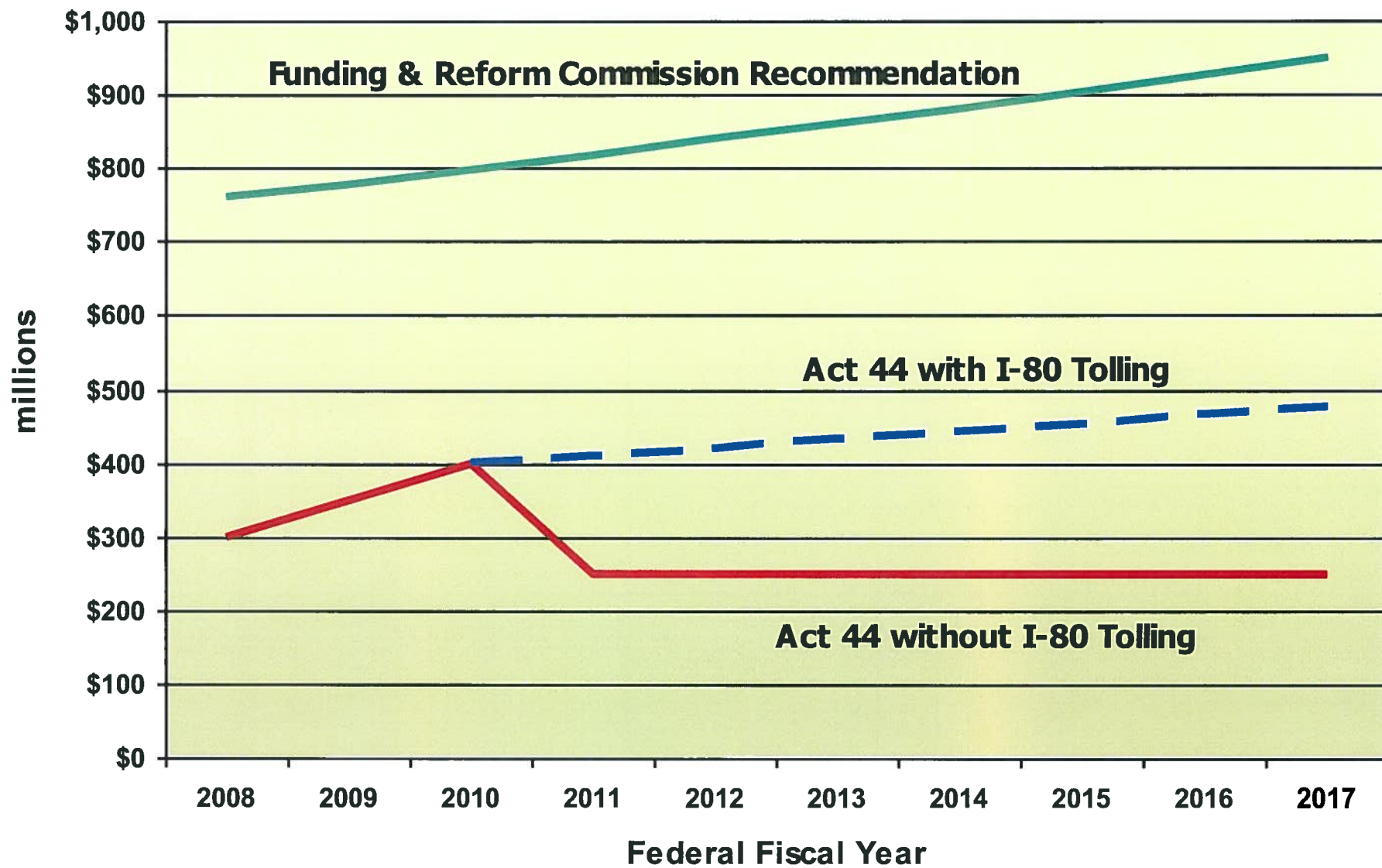
Transportation
Funding

State Transit Funding Structure

	Turnpike	Sales & Use Tax	Lottery	PTAF	Bonds
Sources	 Act 44 Payments (as proposed)	 4.4% of Total Tax Revenue Dedicated to Transit	 Annual Executive Authorization (excludes Shared Ride Program)	 PURTA Vehicle Lease Tax Vehicle Rental Tax Tire Tax	 Bonds Issued on an As-Needed Basis
	 <ul style="list-style-type: none"> • Fixed Amount for Operating • Balance for Asset Improvement, Capital Improvement, and New Initiatives 	 <ul style="list-style-type: none"> • 69.99% to Operating • 16.77% to Capital • 13.24% to Programs of Statewide Significance 	 <ul style="list-style-type: none"> • 100% to Operating Assistance 	 <ul style="list-style-type: none"> • First Priority is PTAF-secured Debt • Balance to Operating 	 <ul style="list-style-type: none"> • 100% for Capital Projects
Eligible Uses					

Pennsylvania: Transit Funding Projections

FY 2009-17



Needs Analysis



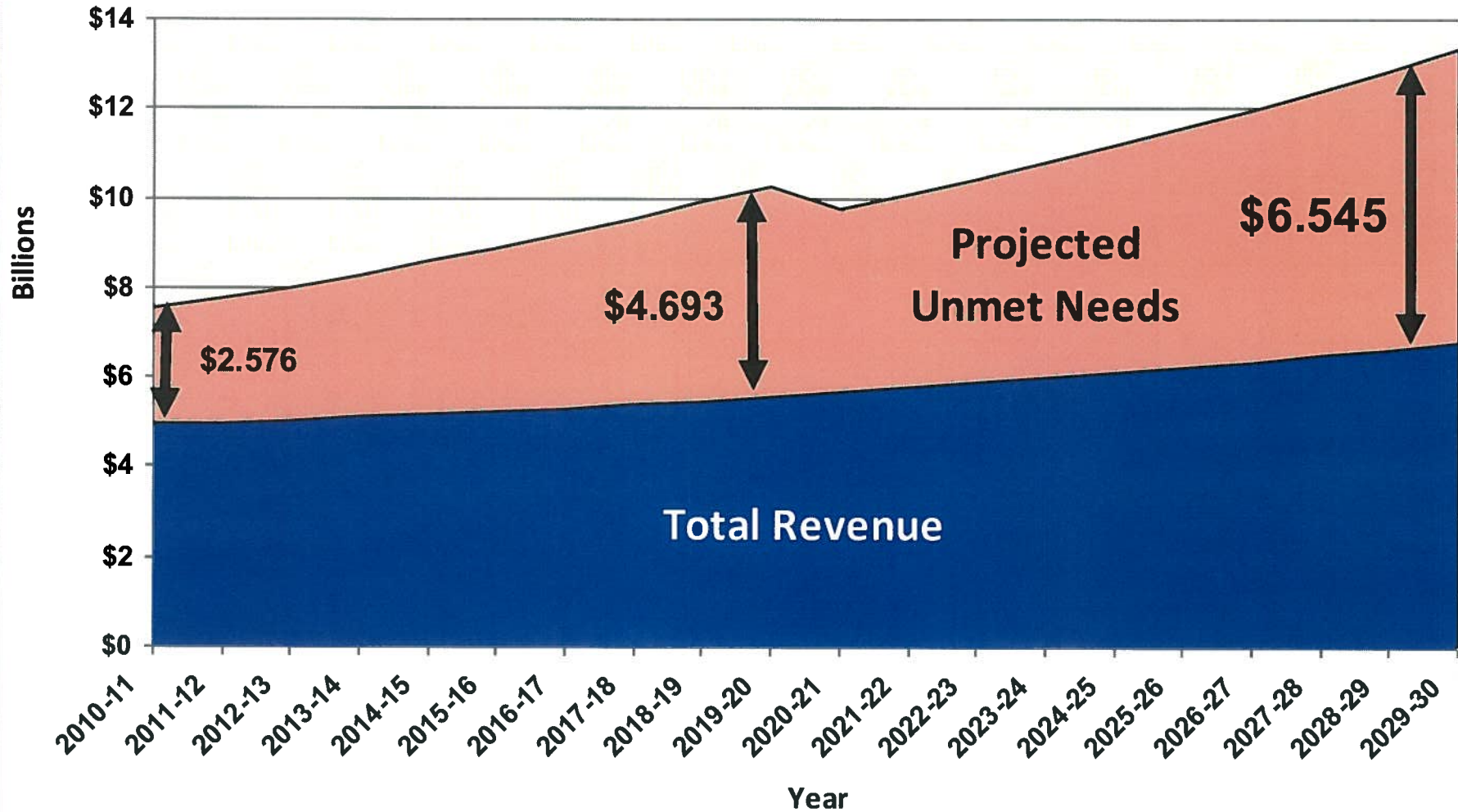
State Highway Unmet Needs (millions)

	FY 2010-11	FY 2019-20	FY 2029-30
Pavements	\$1,761	\$2,731	\$4,450
Bridges	\$370	\$1,290	\$920
Congestion	\$70	\$91	\$227
Capacity	\$300	\$465	\$758
Safety	\$75	\$116	\$190
TOTAL	\$2,576	\$4,693	\$6,545



Pennsylvania Highway and Bridge Projections, 2010-30

Total Revenues & Unmet Needs



Local System Needs

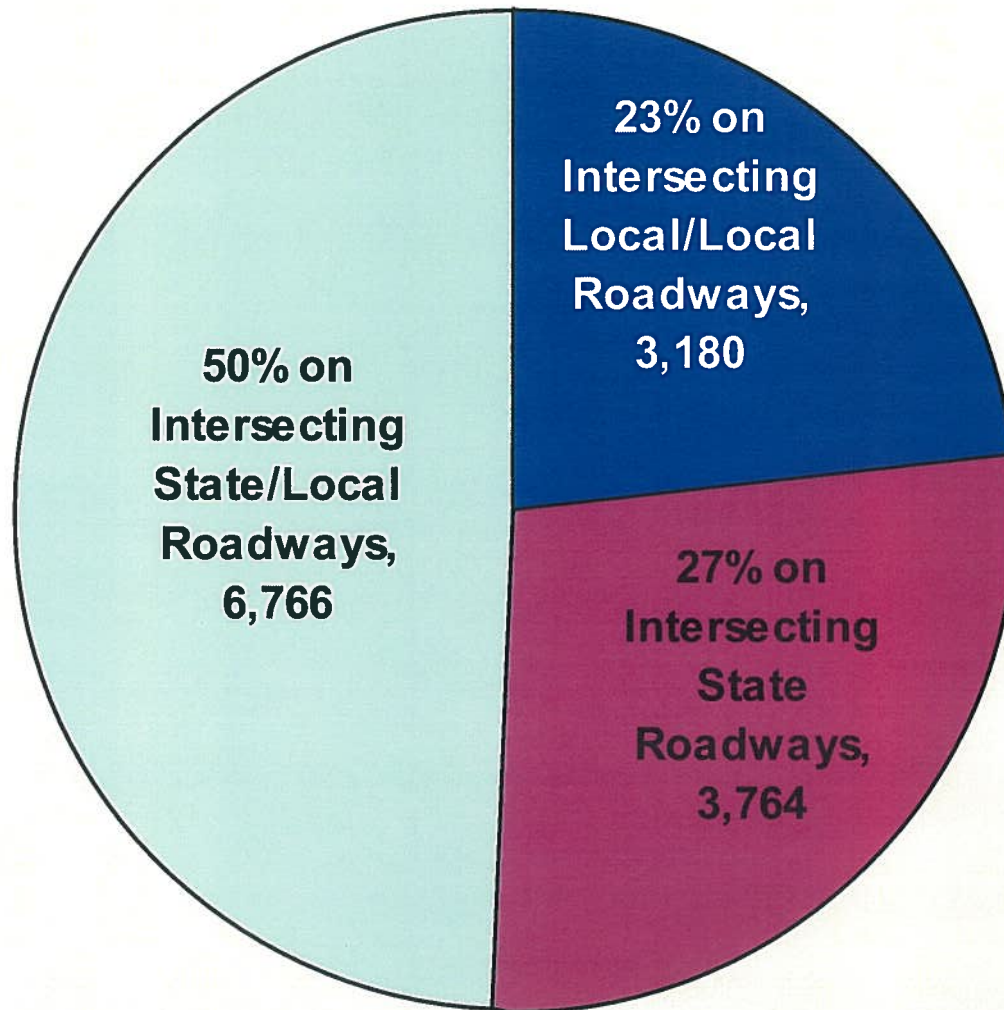
- **Highways**
- **Bridges**
- **Traffic Signals**



Pennsylvania State
Transportation Advisory Committee

.....
Transportation
Funding

Pennsylvania Traffic Signal Locations 2008

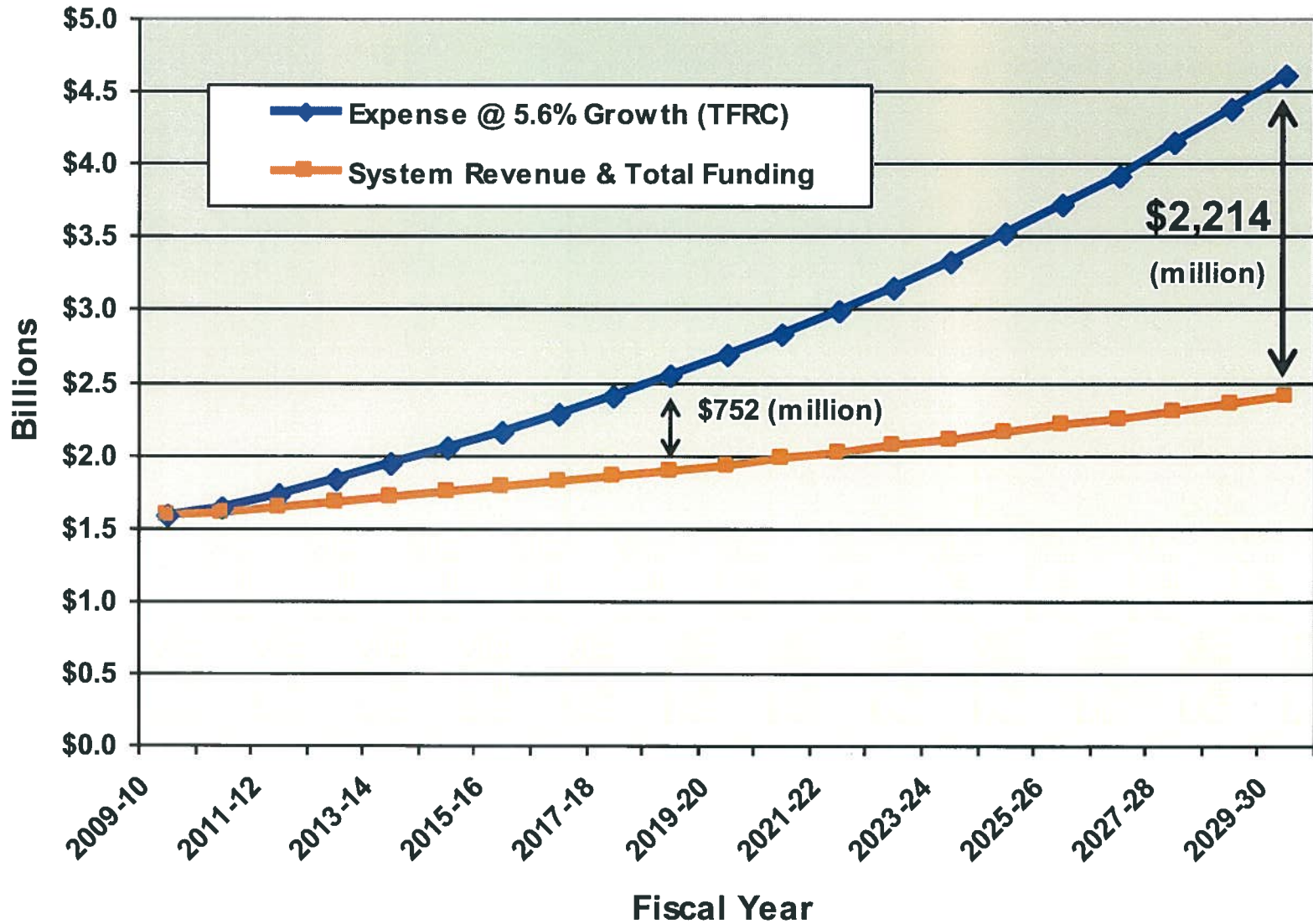


Local Highways & Bridges (millions)

	FY 2010-11	FY 2019-20	FY 2029-30
Highway & Bridge	\$250	\$388	\$632
Traffic Signals	\$182	\$282	\$460
TOTAL	\$432	\$670	\$1,092



Transit Operating Expense, Income and Shortfall Classes 1-4 Systems



Projected Unmet Transit Funding Needs (in millions)

Program	FY 2010-11	FY 2019-20	FY 2029-30
Operating Assistance	\$ - - *	\$752	\$2,214
Capital Assistance/ System Expansion	\$484	\$631	\$849
Totals	\$484*	\$1,383	\$3,063

* The level of operating shortfall for FY 2010-11 is uncertain at this time



Combined Unmet Needs

	2010 Need	2020 Need	2030 Need
State Highway & Bridge	\$2,576	\$4,693	\$6,545
Public Transportation	\$484	\$1,383	\$3,063
Local Government	\$432	\$670	\$1,092
TOTAL	\$3,492	\$6,746	\$10,700



Potential Funding Mechanisms



Funding Mechanisms

- **Fuel Tax or Oil Company Franchise – Increase/Index**
- **Vehicle Registration fees – Increase/Expand**
- **State Police Funding – Remove from MLF**
- **Driver License Fees – Increase**
- **Vehicle Title Fees – Increase**
- **VMT Fee - Implement**



Funding Mechanisms – Highway or Transit

- **State Sales Tax on Fuel**
- **State Sales Tax on Vehicles**
- **Tolling**
- **Real Estate Transfer Tax**
- **Vehicle Lease Tax**
- **Vehicle Rental Tax**
- **Tire Tax**
- **Marcellus Shale Fee**



Funding Tools

- **Public-Private Partnerships**
- **Regional Transportation Districts**
- **Transit Revitalization Investment Districts**
- **Transit Oriented Development**
- **(Strategic) Borrowing**



Recommendations



Recommendations – Near-Term Need

- **Generate new revenue to stabilize Pennsylvania's transportation system**
 - \$472 million funding gap
 - Begin a phased, long-term strategy



Recommendations – Longer-Term Need

- **Establish a new transportation funding framework to ensure sustainable mobility**
- **Predictable and sustainable**
- **Major elements:**
 - More direct User Pay system – VMT Fee
 - Tolling Options
 - Public-Private Partnerships
 - Strategic Borrowing
 - Local Option Taxes



To Access the TAC Funding Report

- <http://www.dot.state.pa.us/>
- Click on “2010 Transportation Advisory Committee Report”
- For additional Information click “Transportation Funding Crisis”

