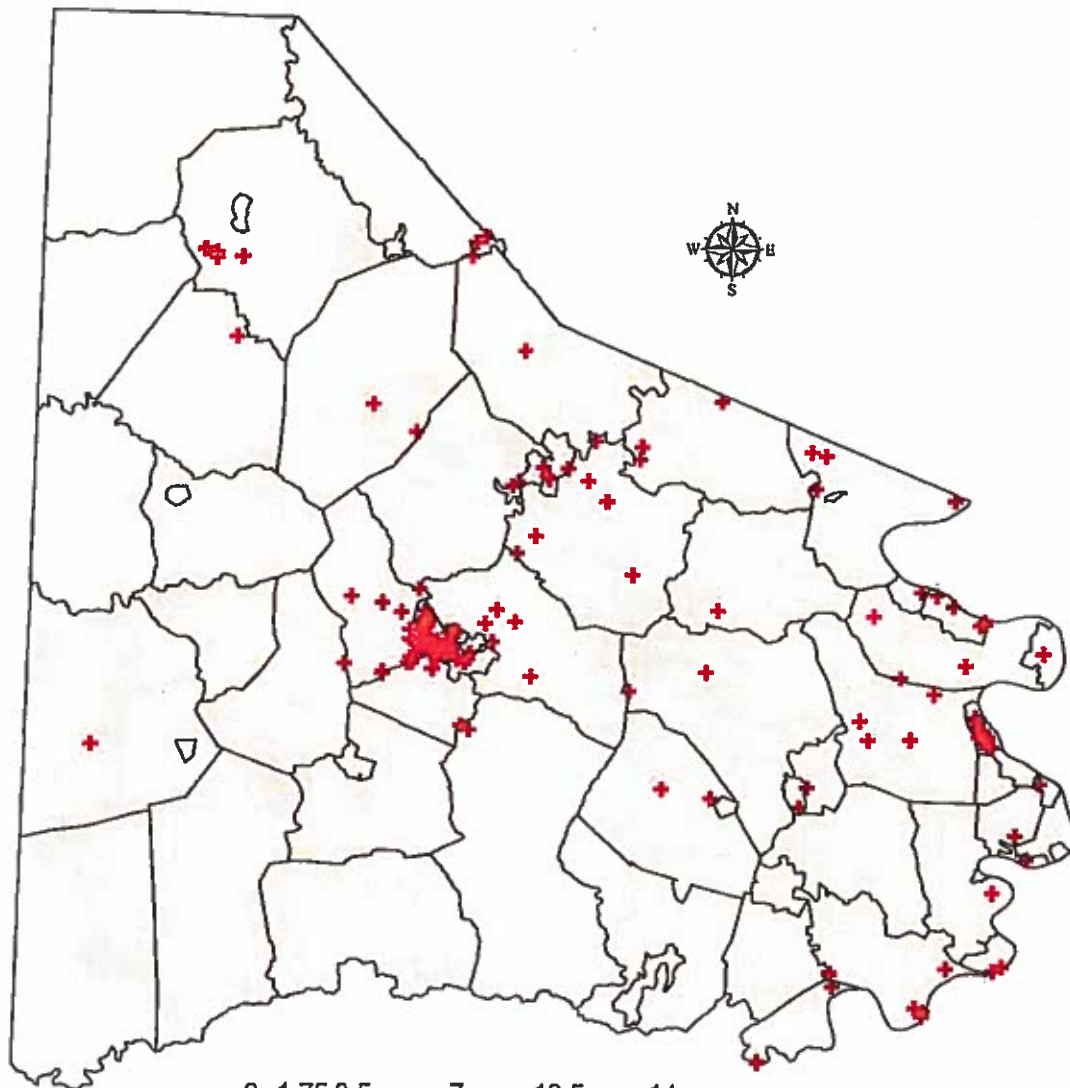


# Washington County Overdoses 2015



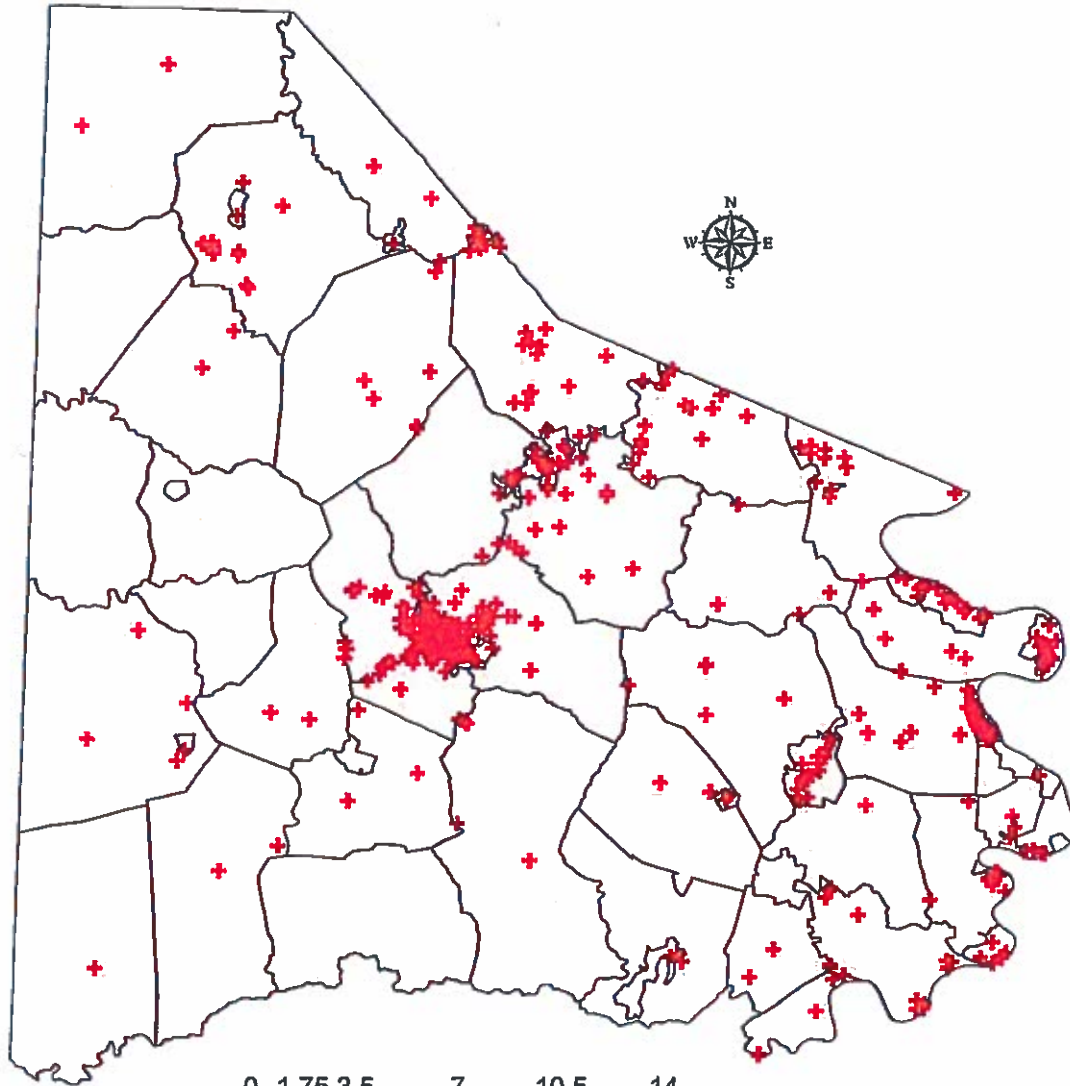
0 1.75 3.5 7 10.5 14 Miles

**Legend**

- Municipalities
- + 2015 Overdoses

Date: 1/20/2017

# Washington County Overdoses



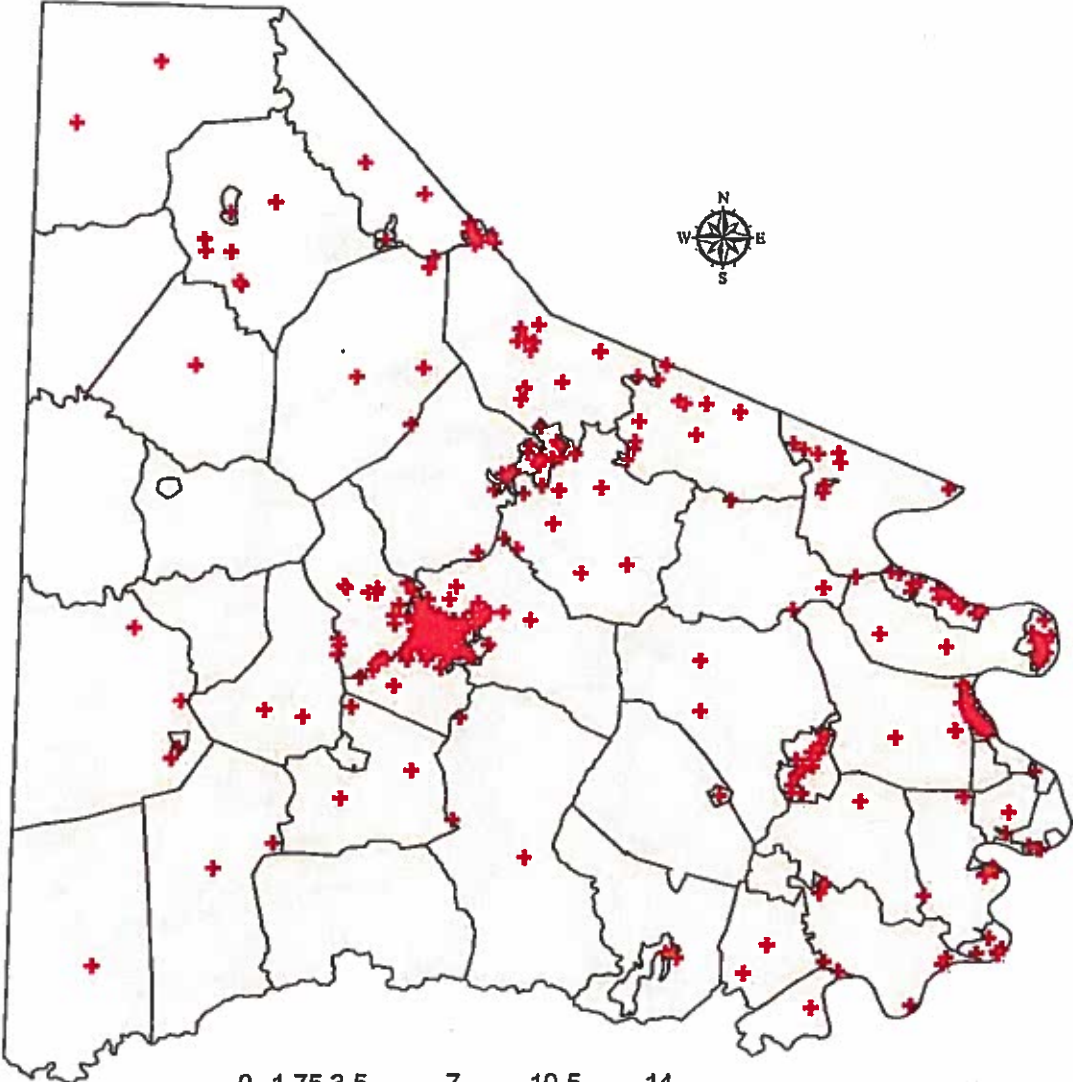
0 1.75 3.5 7 10.5 14 Miles

**Legend**

- Municipalities
- Overdoses

Date: 1/20/2017

# Washington County Overdoses 2016

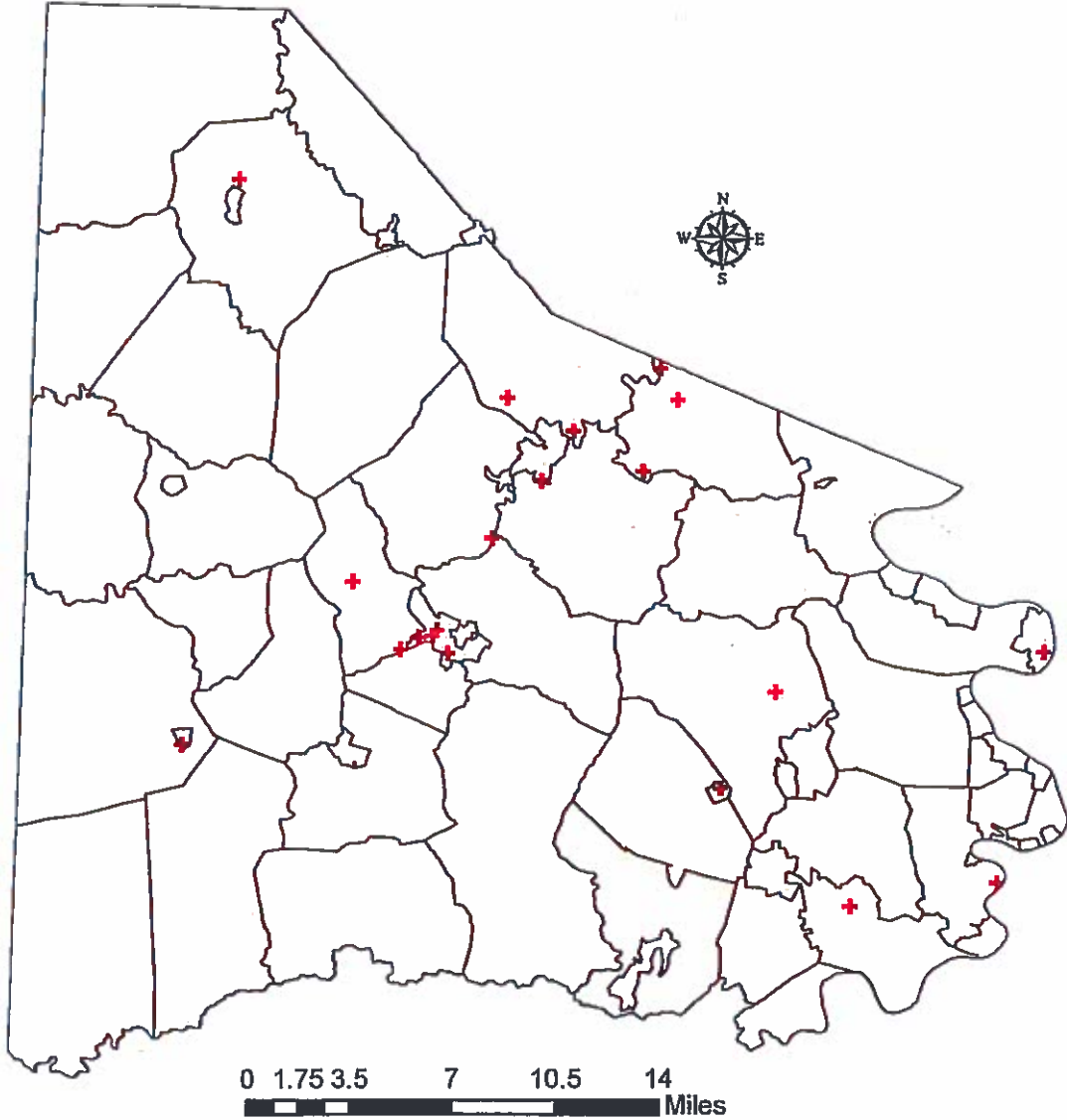


**Legend**

- Municipalities
- 2016 Overdoses

Date: 1/20/2017

# Washington County Overdoses 2017



**Legend**

- Municipalities
- + 2017 Overdoses

Date: 1/20/2017

### Overdoses per Hour

0:00-0:59 --25  
1:00-1:59 -- 8  
2:00-2:59 -- 16  
3:00-3:59 -- 6  
4:00-4:59 -- 11  
5:00-5:59 -- 8  
6:00-6:59 -- 9  
7:00-7:59 -- 15  
8:00-8:59 -- 10  
9:00-9:59 --11  
10:00-10:59 --12  
11:00-11:59 --27  
12:00-12:59 -- 23  
13:00-13:59 -- 37  
14:00-14:59 -- 36  
15:00-15:59 -- 44  
16:00-16:59 -- 36  
17:00-17:59 -- 39  
18:00-18:59 --52  
19:00-19:59 -- 52  
20:00-20:59 -- 50  
21:00-21:59 -- 33  
22:00-22:59 -- 39  
23:00-23:59 -- 22

Through 1/12/2017

## Overdoses Demographic

Unknown – 122

19+ – 6

20-29 – 196

30-39 – 193

40-49 – 71

50-59 – 31

60+ – 2

Male – 399/621 64.3%

Female – 213/621 34.3%

Unknown – 9/621 1.4%

## DOA

YES – 65/621 10.47%

No – 556/621 89.53%

## TOP 5 MUNICIPALITIES

1. City of Washington – 163
2. Charleroi – 51
3. Canton – 44
4. Canonsburg – 23
5. South Strabane – 22