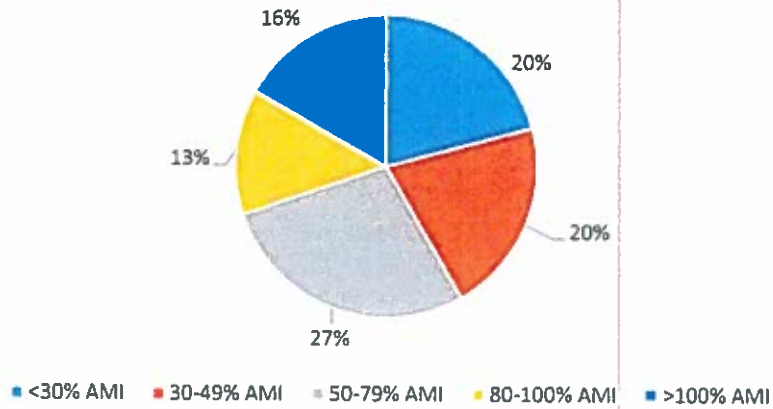


Integra Home Counseling, Inc.  
2015

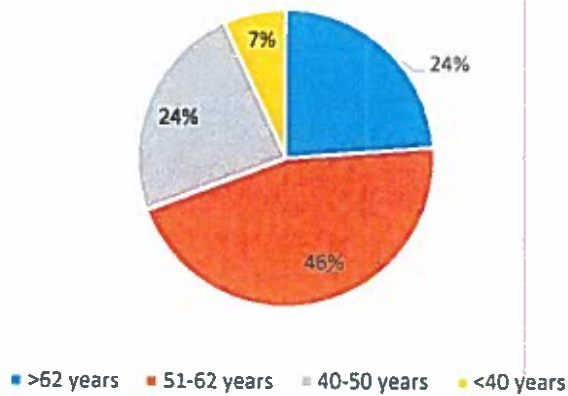
2015 Client Distribution by AMI

<30% AMI	20%
30-49% AMI	20%
50-79% AMI	27%
80-100% AMI	13%
>100% AMI	16%



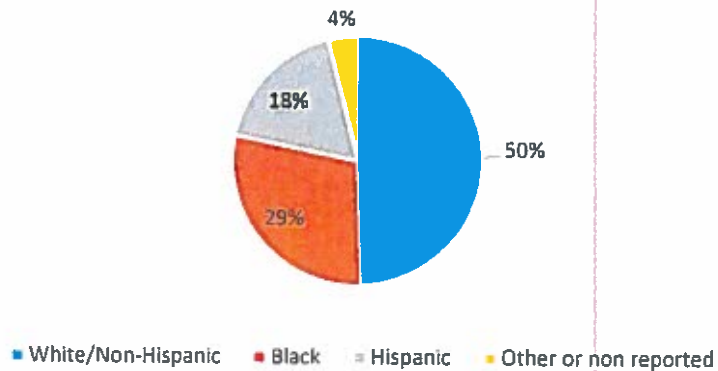
2015 Client Distribution by Age of Head of Household

>62 years	24%
51-62 years	46%
40-50 years	24%
<40 years	7%



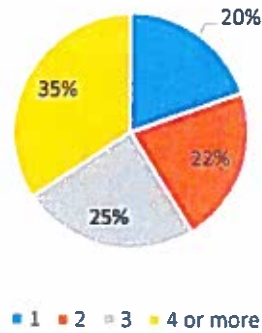
2015 Client Distribution by Race/Ethnicity

White/Non-Hispanic	50%
Black	29%
Hispanic	18%
Other or non reported	4%



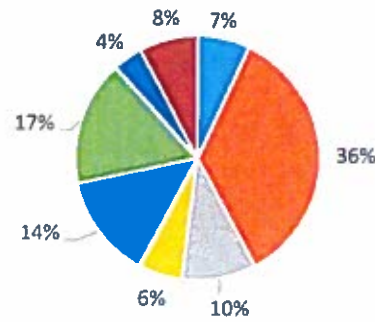
### 2015 Client Distribution by Household Size

1	20%
2	22%
3	25%
4 or more	35%



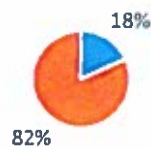
### 2015 Client Distribution by Education Level of Head of Household

No High School Diploma	7%
High School	36%
Vocational Cert.	10%
Some College	6%
Associates Degree	14%
Bachelors	17%
Masters	4%
Unreported	8%



Foreign Born	18%
US Born	82%

### 2015 Client Distribution Country of Origin



Veterans	7%
Non- Veterans	93%

### 2015 Client Distribution: Veterans/Non Veterans

