

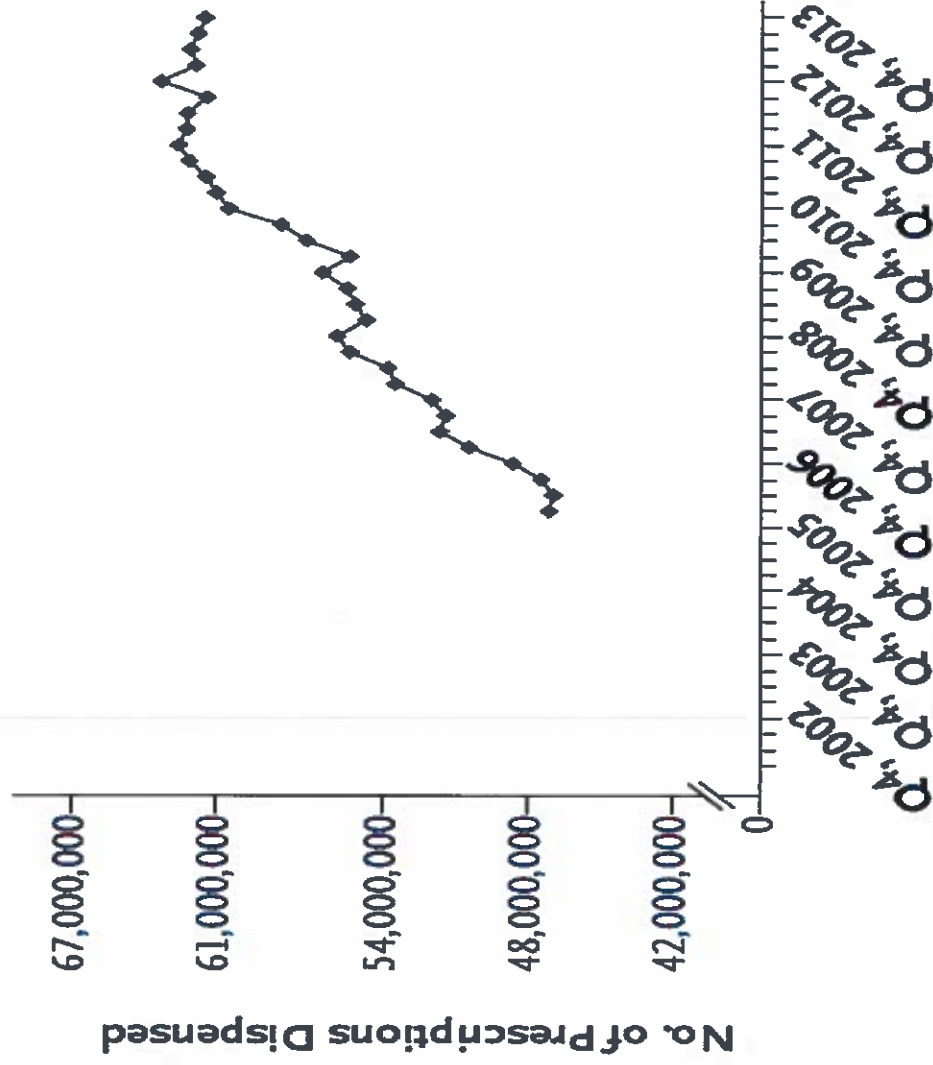
Common Drugs of Abuse Prescribing Patterns

Hanover Medical Group



National Trends - Opioid Rx

A Prescriptions Dispensed for Opioid Analgesics



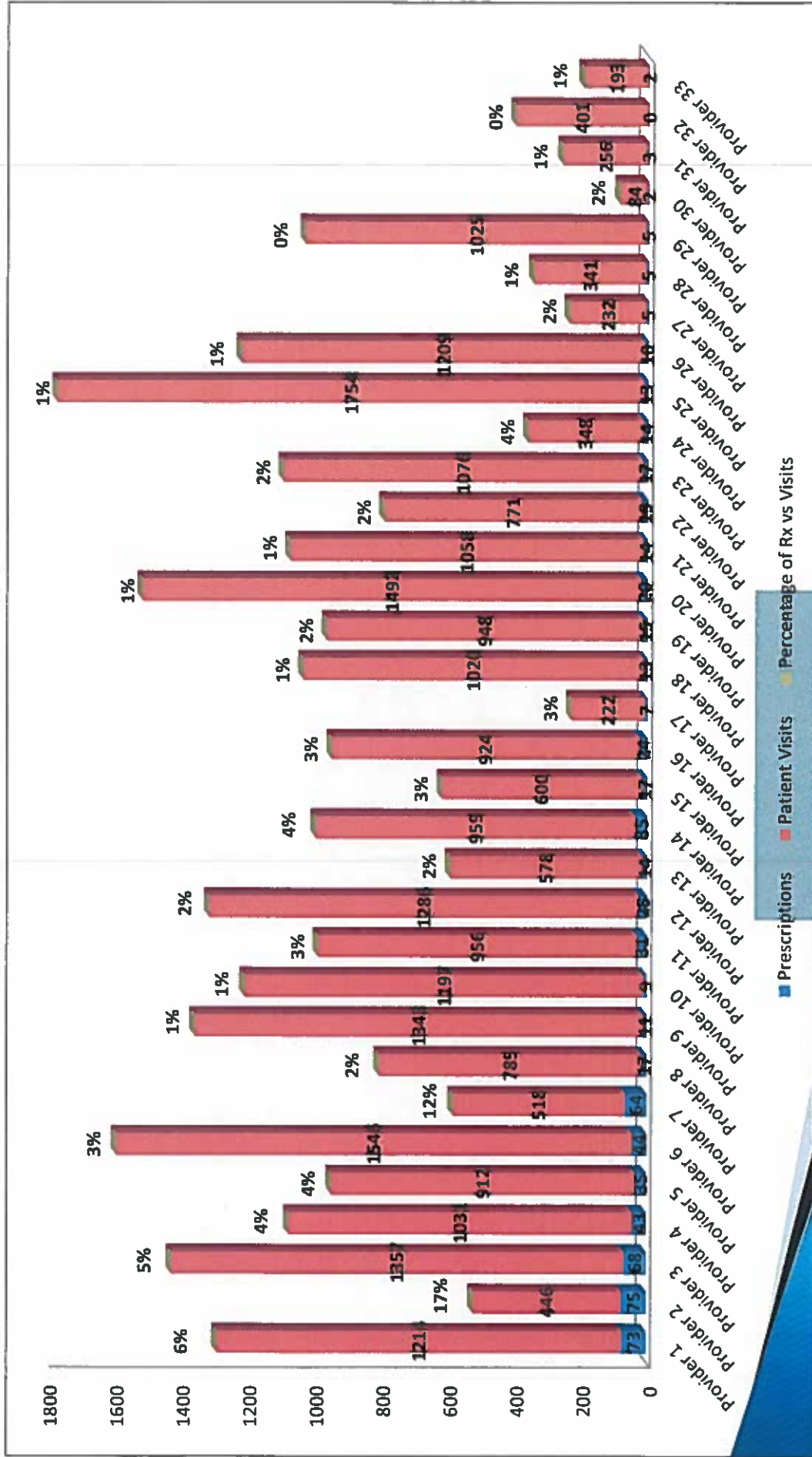
Dart, et al "Trends in Opioid Analgesic Abuse and Mortality in the United States" N Engl J Med 2015;372:241-8.

Common Drugs of Abuse

Class II	Class III
Hydrocodone	Tylenol with Codeine
Hydromorphone/Hydromorphone HCL	Fioricet with Codeine
Hydromorphone - Acetaminophen	
Morphine/Morphine Sulfate/Morphine Sulfate ER	
MS Contin	
Oxycodone/Oxycodone HCL	
Oxycodone - Acetaminophen	
Oxymorphone	
Oxycontin	
Fentanyl	
Duragesic	
Dilaudid	
Percocet	
Vicodin	
Methadone/Methadone HCL	
Codeine	
Norco	
Lortab	

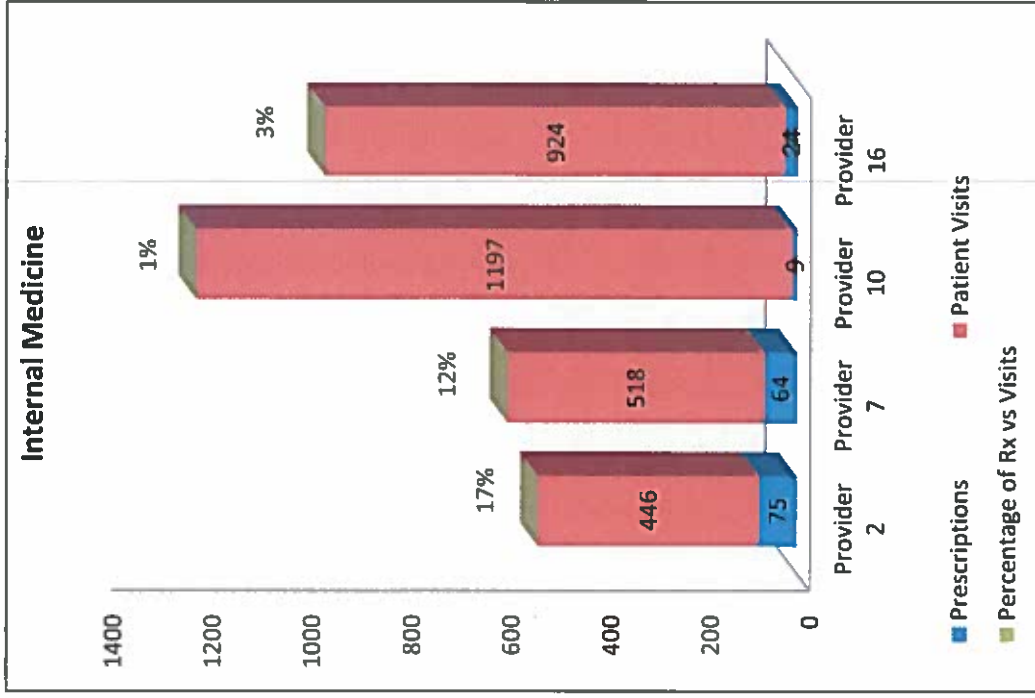
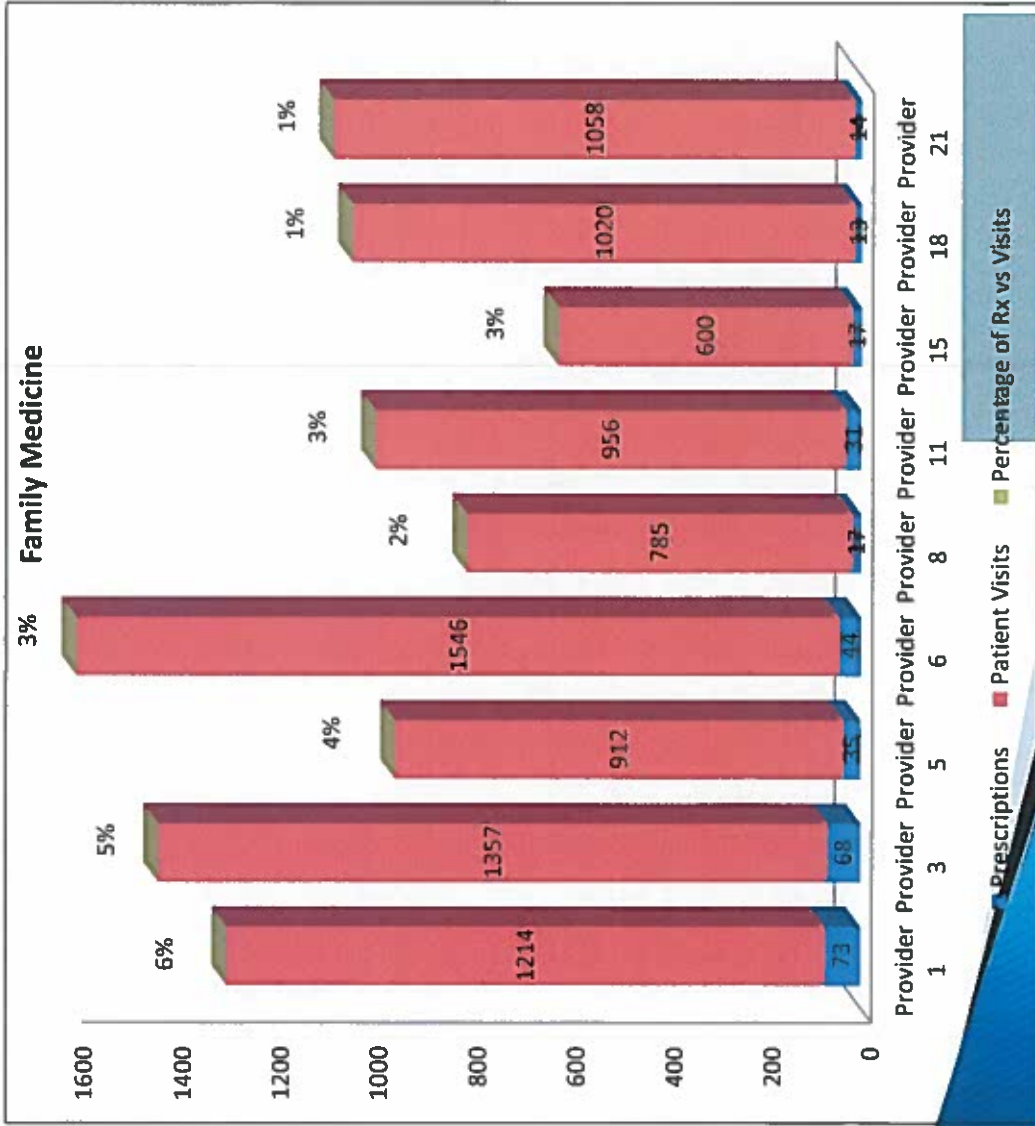
Common Drugs of Abuse

Rx vs Patient Visits*



* Nov 2015 thru Jan 2016

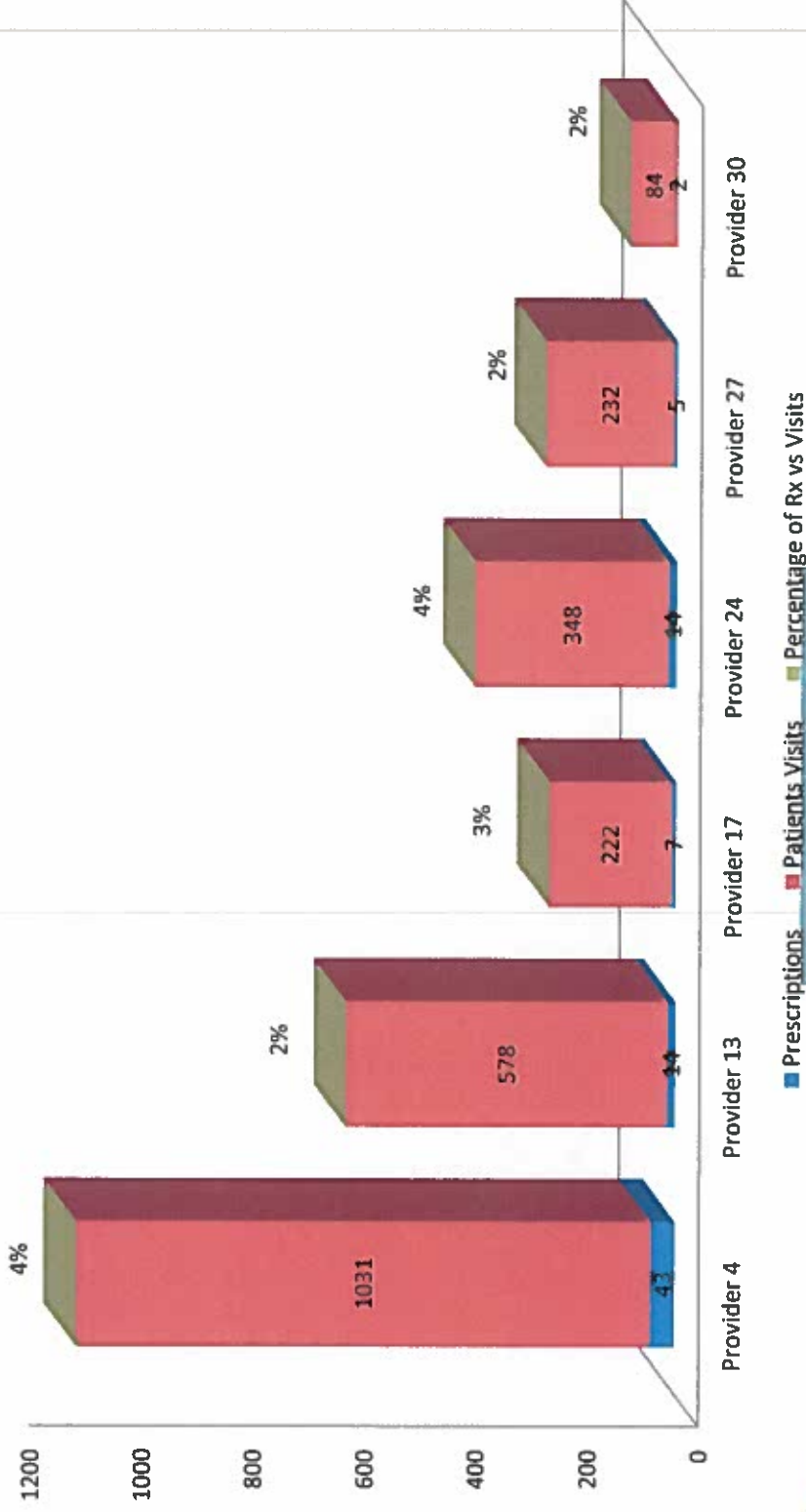
Physicians



*Nov 2015 thru Jan 2016

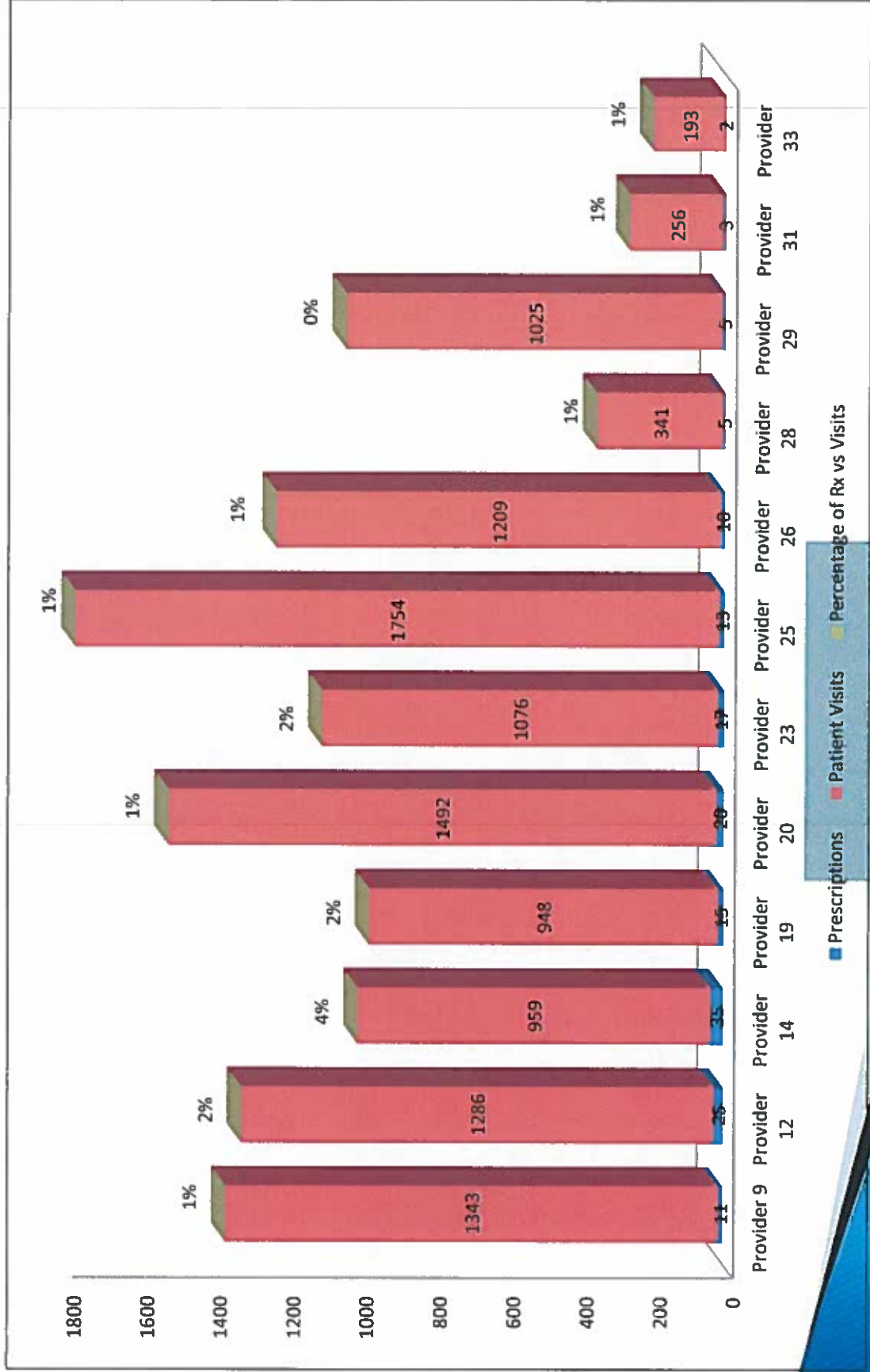
Family Medicine PA-C

Drugs of Abuse
Family Med PA-C



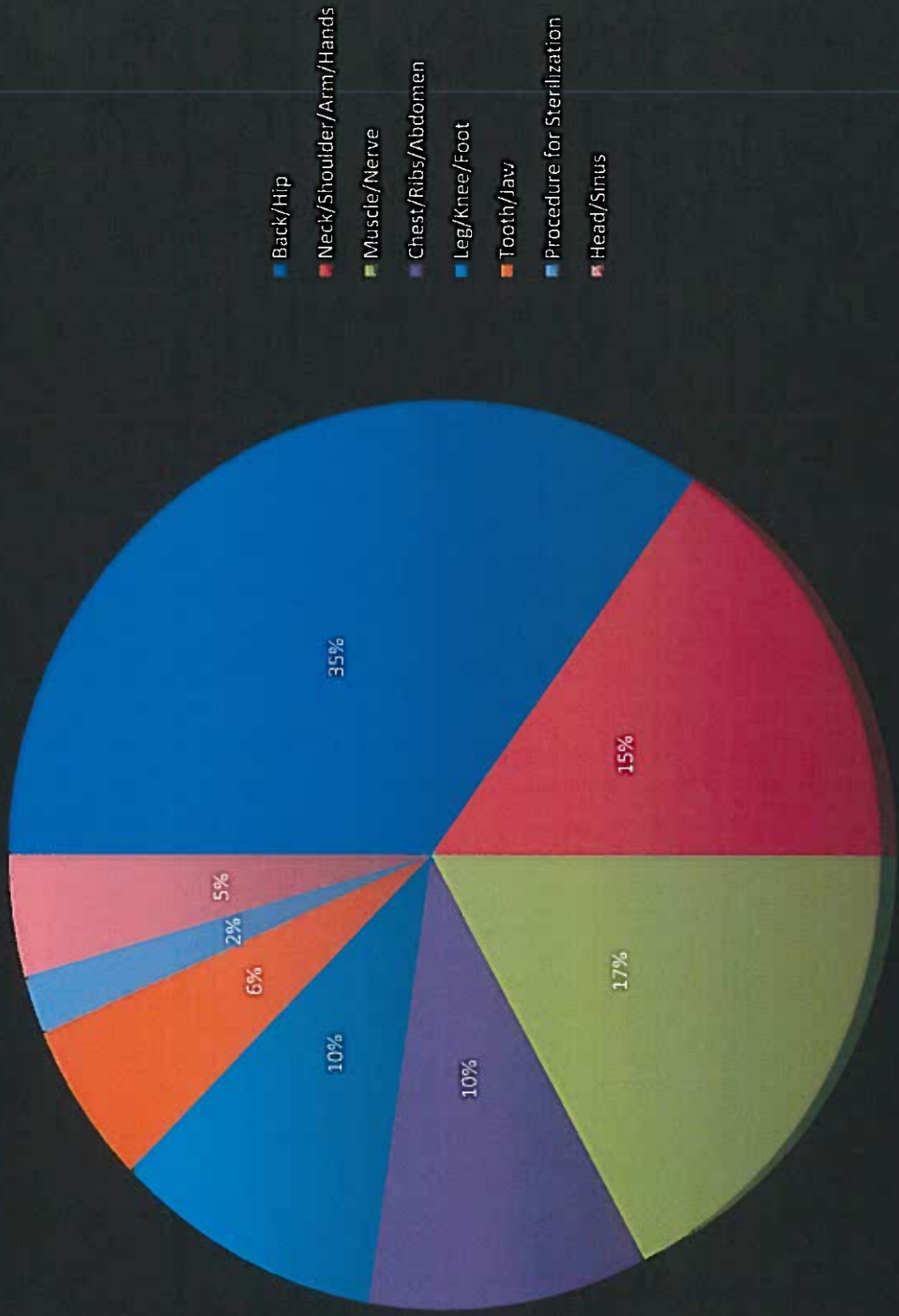
*Nov 2015 thru Jan 2016

Express Care PA-C



*Nov 2015 thru Jan 2016

Pain Diagnosis



Example - Express Care Provider

EncDate	Diagnosis Description	Prescription Name	Dosage	Quantity	Refills
Nov 7, 2015	Contusion of left wrist, initial encounter	Hydrocodone-Acetaminophen	5-325 MG	12 Tablet	0
Nov 7, 2015	Contusion of rib on left side	Norco	5-325 MG	12 Tablet	0
Jan 11, 2016	Dental abscess	Norco	5-325 MG	12 Tablet	0
Jan 17, 2016		Norco	5-325 MG	12 Tablet	0
Jan 29, 2016		Norco	5-325 MG	12 Tablet	0
Dec 1, 2015	Menstrual cramps	Norco	5-325 MG	12 Tablet	0
Dec 11, 2015	Midline low back pain without sciatica	Norco	5-325 MG	12 Tablet	0
Nov 12, 2015	Pain, dental	Norco	5-325 MG	12 Tablet	0
Jan 22, 2016		Norco	5-325 MG	12 Tablet	0
Jan 22, 2016		Norco	5-325 MG	12 Tablet	0
Dec 14, 2015	Shoulder tendinitis, left	Norco	5-325 MG	12 Tablet	0

Example – Family Physician

Encounter Date	Diagnosis Description	Prescription Name	Dosage	Quantity	Refills
Dec 30, 2015	Acute low back pain	Hydrocodone-Acetaminophen	5-325 MG	20	0
Jan 28, 2016	Acute night eye pain	Oxycodone HCl	10 MG	30	0
Dec 9, 2015	Bilateral knee pain	Oxycodone HCl	5 MG	240	0
Jan 4, 2016		Hydrocodone-Acetaminophen	5-325 MG	30	0
Dec 18, 2015	Bilateral low back pain with sciatica, sciatica laterality unspecified	Hydrocodone-Acetaminophen	5-325 MG	180	0
Nov 11, 2015	Cervicalgia	Hydrocodone-Acetaminophen	5-325 MG	30	0
Jan 4, 2016	Chronic neck pain	Oxycodone HCl	5 MG	30	0
Jan 4, 2016		OxyContin	10mg		
Jan 4, 2016		OxyContin	10mg	10	0
Nov 16, 2015	Chronic pain following surgery or procedure	Oxycodone HCl	20 MG	200	0
Nov 16, 2015		OxyContin	20 MG	30	0
Dec 28, 2015		Oxycodone HCl	20 MG	42	0
Dec 31, 2015	Chronic pain syndrome	OxyContin	80 MG	360 Tablet	0
Dec 31, 2015		Percocet	10-325 MG	100	0
Jan 25, 2016	Degeneration of thoracic or thoracolumbar intervertebral disc	Percocet	5-325 MG	90	0
Jan 19, 2016	Dorsalgia, unspecified	Hydrocodone-Acetaminophen	5-325 MG	30	0
Nov 6, 2015	Fibromyalgia	Hydrocodone-Acetaminophen	5-325 MG	30	0
Dec 15, 2015		Oxycodone-Acetaminophen	5-325 MG	30	0
Dec 24, 2015		Hydrocodone-Acetaminophen	5-325 MG	30	0
Dec 16, 2015	History of chronic back pain	Oxycodone-Acetaminophen	5-325 MG	30	0
Nov 25, 2015	Low back pain	Oxycodone HCl	5 MG	30	0
Dec 10, 2015		Hydrocodone-Acetaminophen	5-325 MG	20	0
Dec 15, 2015		Oxycodone HCl	5 MG	30	0
Jan 4, 2016		Hydrocodone-Acetaminophen	5-325 MG	90	0
Dec 30, 2015	Midline low back pain without sciatica	Hydrocodone-Acetaminophen	10-300 MG	120	0
Dec 8, 2015	Other chronic pain	Percocet	10-325 MG	120	0
Dec 15, 2015		Oxycodone-Acetaminophen	5-325 MG	30	0
Jan 12, 2016		Hydrocodone-Acetaminophen	7.5-325 MG	60	0
Nov 9, 2015	Pain in unspecified joint	Percocet	10-325 MG	120	0
Nov 30, 2015	Primary osteoarthritis of right foot	Tylenol Codone #4	300-60 MG	30	0
Jan 13, 2016	Right femoral shaft fracture,unstable	Percocet	5-325 MG	60	0
Jan 13, 2016	Type 2 diabetes mellitus with other skin ulcer	Percocet	5-325 MG	20	0

Hanover Medical Group

Drugs of Abuse Rx vs Visits 90 day period Comparison

Provider Number	Reporting Period Jan 2016	Reporting Period April 2016
Provider 1	6%	4%
Provider 2	17%*	16%*
Provider 3	5%	5%
Provider 4	4%	3%
Provider 5	4%	3%
Provider 6	3%	3%
Provider 7	12%	7%
Provider 8	2%	2%
Provider 9	1%	0%
Provider 10	1%	1%
Provider 11	3%	2%
Provider 12	2%	1%
Provider 13	2%	2%
Provider 14	4%	2%
Provider 15	3%	2%
Provider 16	3%	2%
Provider 17	3%	2%
Provider 18	1%	1%
Provider 19	2%	2%
Provider 20	1%	1%
Provider 21	1%	1%
Provider 22	2%	2%
Provider 23	2%	1%
Provider 24	4%	3%
Provider 25	1%	0%
Provider 26	1%	0%
Provider 27	2%	1%
Provider 28	1%	0%
Provider 29	0%	0%
Provider 30	2%	2%
Provider 31	1%	1%
Provider 32	0%	0%
Provider 33	1%	0%
Provider 34		2%
Provider 35		1%
Provider 36		0%
HMG Group Average	3%	2%

*Outlier